

URINALS

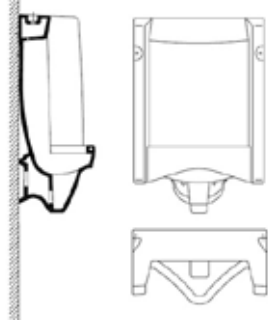
WALL HUNG URINALS

The retro styled Florida urinal is the best-selling model. Manufactured from ceramic, the Florida is hand-made using traditional techniques, these urinals adorn washrooms across the globe. From Jamie Oliver's acclaimed 'Jamie's Italian' restaurant chain, to the Chifley Tower Art Deco skyscraper in Sydney, Australia, the originals can even be found at the hallowed grounds of the iconic Lord's Cricket Ground in St John's Wood, London.

WALL HUNG URINALS - REAR INLET

Florida wall hung urinal
Glaze: White
Code: UR1010WH
Inlet: Rear water inlet

Florida wall hung urinal
Glaze: Black
Code: UR1010BL
Inlet: Rear water inlet

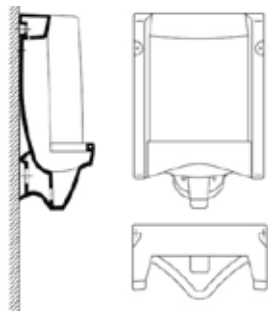


A fixing kit is supplied with the urinal. This comprises wall mounting brackets, water inlet connection for the flush unit and waste outlet connection to connect to the drain in the wall behind the urinal. Fixing Kit for UR1010 Code: UR1012

WALL HUNG URINALS - TOP INLET

Florida wall hung urinal
Glaze: White
Code: UR1011WH
Inlet: Top water inlet

Florida wall hung urinal
Glaze: Black
Code: UR1011BL
Inlet: Top water inlet



A fixing kit is supplied with the urinal. This comprises wall mounting brackets, water inlet connection for the flush unit and waste outlet connection to connect to the drain in the wall behind the urinal. Fixing Kit for UR1011 Code: UR1013

OPTIONAL PRIVACY PANEL FOR FLORIDA

The Florida wall hung has the option of a privacy panel in black and white. This is a wall mounted panel (695 x 350mm) secured to the wall between urinals.

Privacy panel for wall hung in white
Code: UR1023WH
Privacy panel for wall hung in black
Code: UR1023BL



FLOOR STANDING URINALS

The Niagara floor standing urinals can be installed as individual stall urinals to give a striking appearance to any washroom whether traditional or contemporary.

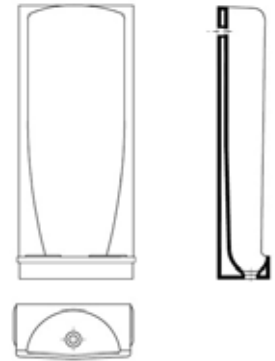
Alternatively for a true old school look they can be fused together in a row with the top & vertical joins with options such as the ceramic tread-plates to give it a finish in keeping with traditional styling.

Niagara floor mounted urinal
Glaze: White
Code: UR1014WH
Inlet: Rear water inlet

Niagara floor mounted urinal
Glaze: Black
Code: UR1014BL
Inlet: Rear water inlet

Niagara floor mounted urinal
Glaze: White
Code: UR1015WH
Inlet: Top water inlet

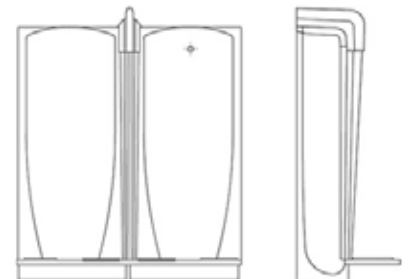
Niagara floor mounted urinal
Glaze: Black
Code: UR1015BL
Inlet: Top water inlet



A fixing kit is supplied with the urinal. This comprises a water inlet connection for the flush unit and domed waste outlet to connect to the drain in the floor below the urinal. Fixing Kit for UR1014 Code: UR1016

OPTIONAL COVER SHROUD FOR NIAGARA

When two or more Niagara urinals are set side-by-side, the space between them can be covered with a two-piece moulding. This is shown to the left as a vertical divider and top-edge divider.

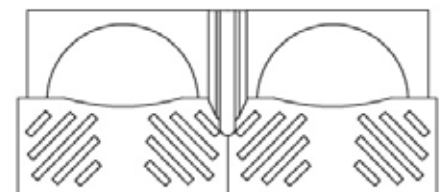


Cover set for adjoining floor mounted urinals
Code: UR1022

OPTIONAL FOOT PLATE FOR NIAGARA

The foot plate can be set into the tiles floor in front of the urinal. The image here shows two side by side.

Foot plate for floor mounted Niagara urinal
Code: UR1018



FLUSHING

Urinals need to be flushed after use. The modern system is to have the flush system concealed in the wall behind the urinal and we refer to this as the "rear water inlet". The alternative is to have a water tank on the wall above the urinal or a Flushometer. Both have an exposed pipe running down the wall from it. This is referred to as the "top water inlet".

FLUSH MECHANISMS

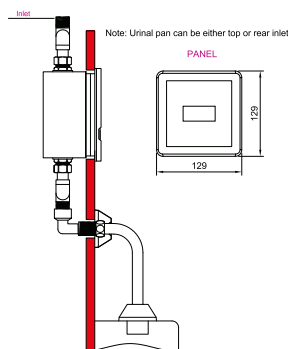
We can supply flush mechanisms by Environ-Tech who specialise in sensor-operated urinals, toilets and taps. Their website is www.enviro-tech.co.nz. They are a NZ based company with a distribution warehouse in Brisbane. Our WELS rating is based on using their economical urinal flush units with a flush of 0.8 litres per flush.

There are three options for their urinal flush units.

Electronic infra-red Urinal Flush Valve

Code: ET3-12

This is an infra-red panel in brushed stainless steel. The centre panel removes to give access to the solenoid. One is required for each stall. The activation distance can be adjusted so that it is only activated by a person at the stall.



This unit has a battery pack for use when connection to an electrical supply is not available.

For connection to an electrical supply the following adapter is to be specified in addition:

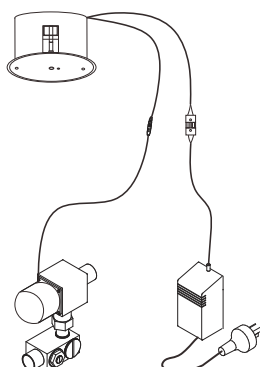
ENVIRO-TECH - 240V adapter for sensor flush unit

Code: ET3/4

Ceiling Mounted Urinal Sensor

Code: ET3-RAC

This has a ceiling mounted motion detector which will cover one or two urinal stalls. The solenoid valve needs to be accessible somehow through a service hatch.

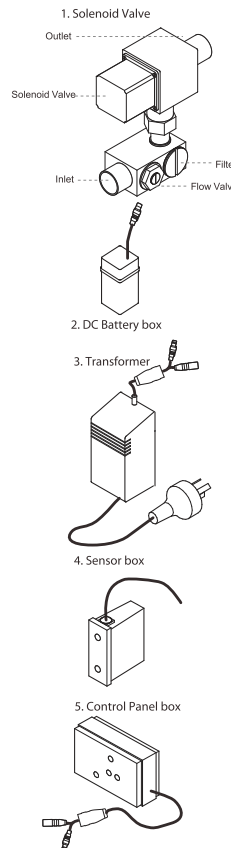


Urine Sensing Urinal Flush Valve and Sensor

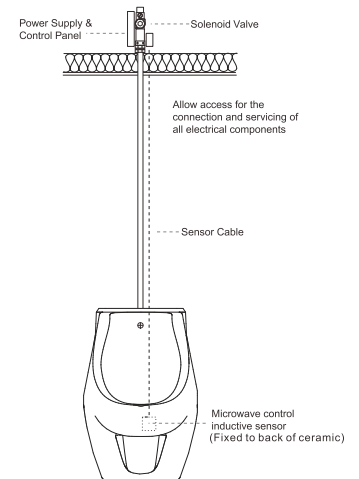
Code: ET3-M

This unit has a sensor fixed to the rear of the urinal which detects usage. The solenoid valve needs to be accessible somehow through a service hatch. If the detector ever fails, the urinal needs to be removed or accessed from the rear to replace it.

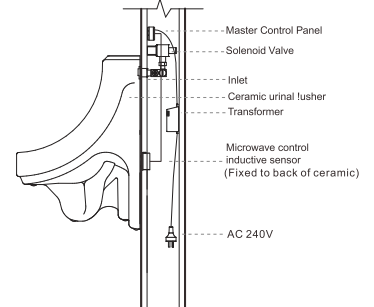
COMPONENTS



INSTALLATION - IN-CEILING



INSTALLATION - IN-WALL



MATERIALS

Our urinals are made from ceramic, the same material as the hand basins and toilets sold through The English Tapware Company. They are available with white or black glaze.

CERTIFICATION

Both models of traditional urinals which have our WaterMark and WELS certifications.



AS/NZS 3982
Certificate No.: 23275

The English Tapware Company
Urinals