

**PUBLIC
PRIVATE
CERAMICS**





Niagara floor mounted urinal




Niagara floor mounted urinal



Florida wall hung urinal



Florida wall hung urinal



Cover set for adjoining floor mounted urinals

Niagara floor mounted urinal

Foot plate for floor mounted Niagara urinal



URINALS

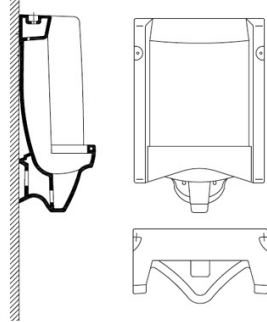
WALL HUNG URINALS

The traditional styled Florida urinal is the best-selling model. Manufactured from ceramic with white or black glaze, the Florida is hand-made using traditional techniques. These urinals adorn men's washrooms across the globe. From Jamie Oliver's acclaimed 'Jamie's Italian' restaurant chain, to the Chifley Tower Art Deco skyscraper in Sydney, Australia, the originals can even be found at the hallowed grounds of the iconic Lord's Cricket Ground in St John's Wood, London.

WALL HUNG URINALS - REAR INLET

Florida wall hung urinal
Glaze: White
Code: UR1010WH
Inlet: Rear water inlet

Florida wall hung urinal
Glaze: Black
Code: UR1010BL
Inlet: Rear water inlet

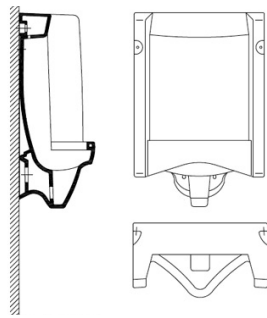


A fixing kit is supplied with the urinal. This comprises wall mounting brackets, water inlet connection for the flush unit and waste outlet connection to connect to the drain in the wall behind the urinal.

WALL HUNG URINALS - TOP INLET

Florida wall hung urinal
Glaze: White
Code: UR1011WH
Inlet: Top water inlet

Florida wall hung urinal
Glaze: Black
Code: UR1011BL
Inlet: Top water inlet



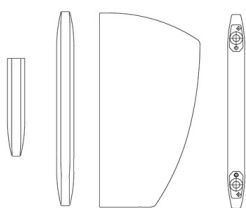
A fixing kit is supplied with the urinal. This comprises wall mounting brackets, water inlet connection for the flush unit and waste outlet connection to connect to the drain in the wall behind the urinal.

OPTIONAL PRIVACY PANEL FOR FLORIDA

The Florida wall hung has the option of a privacy panel with a white or black glaze. This is a wall mounted panel (695 x 350mm) secured to the wall between the urinals.

Privacy panel for wall hung in white Code: UR1023WH

Privacy panel for wall hung in black Code: UR1023BL



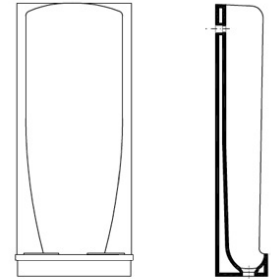
FLOOR STANDING URINALS

The Niagara floor standing urinal can be installed as an individual stall urinal and will give distinctive style to any washroom whether traditional or contemporary.

They can be placed adjacent in a row with our ceramic covers over the join where they abut. There are also ceramic tread-plates for the floor to give further design detailing in keeping with their traditional styling.

Niagara floor mounted urinal

Glaze: White
Code: UR1014WH
Inlet: Rear water inlet



Niagara floor mounted urinal

Glaze: Black
Code: UR1014BL
Inlet: Rear water inlet

Niagara floor mounted urinal

Glaze: White
Code: UR1015WH
Inlet: Top water inlet



Niagara floor mounted urinal

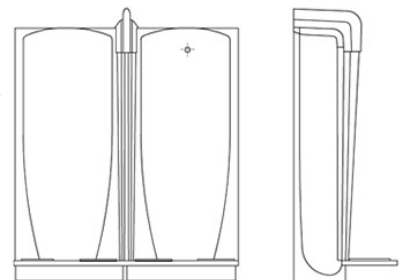
Glaze: Black
Code: UR1015BL
Inlet: Top water inlet

A fixing kit is supplied with the urinal. This comprises a water inlet connection for the flush unit and domed waste outlet to connect to the drain in the floor below the urinal.

OPTIONAL COVER SHROUD FOR NIAGARA

When two or more Niagara urinals are set side-by-side, the space between them can be covered with a two-piece ceramic moulding. This is shown to the right as a vertical divider and top-edge.

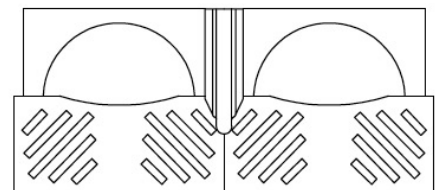
Cover set for adjoining floor mounted urinals
Code: UR1022



OPTIONAL FOOT PLATE FOR NIAGARA

The ceramic foot plate can be set into the tiles floor in front of the urinal. The image below shows two side by side.

Foot plate for floor mounted Niagara urinal
Code: UR1018



FLUSHING

Urinals need to be flushed after use. The modern system is to have the flush system concealed in the wall behind the urinal and we refer to this as the "rear water inlet". The alternative is to have a water tank on the wall above the urinal or a Flushometer exposed pipe. Both have pipework running down the wall to flush the urinal and this is referred to as a "top water inlet".

FLUSH MECHANISMS

We can supply flush mechanisms designed and produced by Environ-Tech who specialise in sensor-operated urinals, toilets and taps. Their website is www.enviro-tech.co.nz. They are a NZ based company and will readily assist with advice. Our Five Star WELS rating is based on using their economical urinal flush units with a flush of 0.8 litres per flush.

There are three options for their urinal flush units.

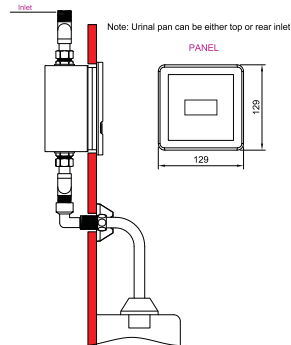
Electronic infra-red Urinal Flush Valve

Code: ET3-12

This is an infra-red panel in brushed stainless steel. The centre panel removes to give access to the solenoid. One is required for each stall. The activation distance can be adjusted so that it is only activated by a person at the stall.

This unit has a battery pack for use when connection to an electrical supply is not available.

For connection to an electrical supply an adapter can also be specified:



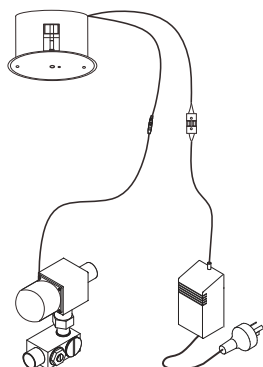
ENVIRO-TECH - 240V adapter for sensor flush unit

Code: ET3/4

Ceiling Mounted Urinal Sensor

Code: ET3-RAC

This has a ceiling mounted motion detector which will cover one or two urinal stalls. The solenoid valve needs to be accessible somehow through a service hatch.

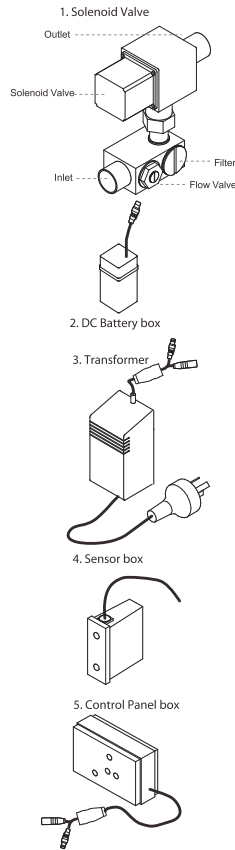


Urine Sensing Urinal Flush Valve and Sensor

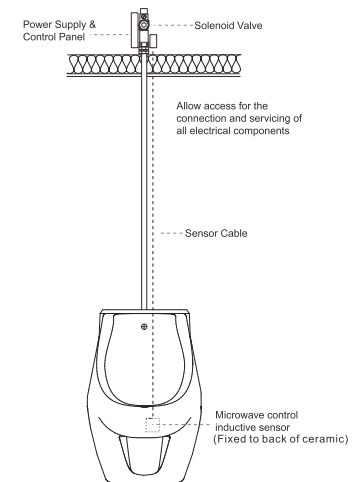
Code: ET3-M

This unit has a sensor fixed to the rear of the urinal which detects usage. The solenoid valve needs to be accessible somehow through a service hatch. If the detector ever fails, the urinal needs to be removed or accessed from the rear to replace it.

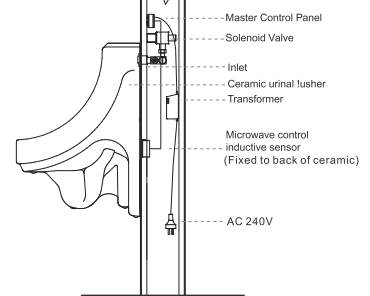
COMPONENTS



INSTALLATION - IN-CEILING



INSTALLATION - IN-WALL

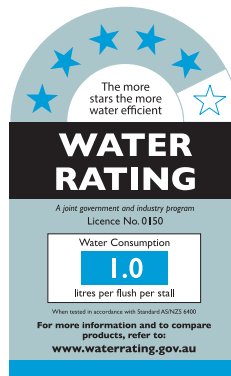


MATERIALS

Our urinals are made of ceramic; the same material used for the hand basins and toilets. They are available with either a white or black glaze.

CERTIFICATION

Both models of traditional urinals have our WaterMark and WELS certifications.



WaterMark

AS/NZS 3982
Certificate No.: 23275

The English Tapware Company
Urinals



IN RESIDENCE

8 GEORGE ST, PARNELL,
AUCKLAND, NEW ZEALAND

09 309 3023

www.inres.co.nz

THE

ENGLISH TAPWARE

— COMPANY —

751 HIGH ST, ARMADALE, VIC: 03 9818 1403
170 QUEEN ST, WOOLLAHRA, NSW: 02 9362 4736
FREECALL AUSTRALIA WIDE: 1300 01 61 81

www.englishtapware.com.au