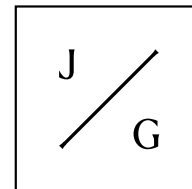




JOSEPH GILES

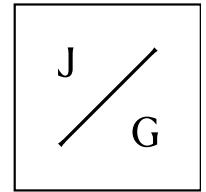
Exquisite Functionalism



Appliance Pulls & Cabinet Hardware	10
Architectural Door Hardware & Cabinet Hardware by Collection	
Ashworth	
- Plain	45
- Diamond Knurl	46
Bartlett	50
Beresford	56
Buckland	57
Buxton	86
Contour	58
Cove	61
Darlington	62
Dewhurst	66
Fentiman	68
Fonteyn	70
Hammered	76
Huntingford	85
Hurleigh	87
Irvine	89
KH Clasp	90
KH Dot	92
KH Intersect	94
Levant	96
Marble	99
Maurice	102
Montgomery	
- Plain	103
- Diamond Knurl	106
- Linear Knurl	108
Organo	106
Remmington	110
Rohe	109
Roland	112
Tiro	115
Wedge	116
Winfield	122

Finishes	
Light Finishes	04
Mid Finishes	05
Dark Finishes	06
Leather	06
Marble	08
Bronze	08
Bathroom	
- Accessories	132
- Shower Door Hinges	128
- Shower Door Pulls	130
- Signs	132
Door Bolts	180
Door Stops	182
Door End Pulls	166
Edge Pulls	33
Flush Pulls	37
Hooks & Hangers	137
Hanging Rails	140
Shelving System	148
Hinges	
- Door	178
- Pivot	179
- Cabinet	177
- Bathroom	176
Locks & Latches	
- Sliding	166
- Passage	168
- Privacy	169
- Entrance	170
- Wardrobe	165
- Magnetic	164
Rose Mechanisms	186
Window Hardware	156

This is a sample of our Core offering.
 For the full Joseph Giles offering please see our website.



ABOUT JOSEPH GILES

Luxury architectural hardware specialists Joseph Giles are an exceptional British business with an impressive portfolio of residential and commercial projects across the globe.

Their core ranges are designed and manufactured in Great Britain, and are the result of a history of innovation combined with decades of experience. They are proud of their British heritage and work with the finest craftsmen across the UK to deliver exceptional products for their customers.

Since 1998 they have built a reputation as one of the finest designers and manufacturers of bespoke door hardware in the UK. Their professionalism and attention to detail secured them significant contracts for the Royal Family, celebrities and many other exclusive projects.

Their strong focus on creating exceptional products has earned them the reputation as being a 'world leader in luxury architectural hardware' and an international business award.

Specification

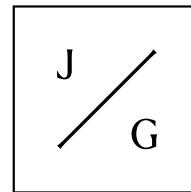
Joseph Giles in conjunction with The English Tapware Company are introducing Australia to the finest quality door, window and cabinet hardware. The English Tapware Company team offer consultation based specification for Joseph Giles' comprehensive range of elite English crafted hardware. Firstly, The English Tapware Company can offer indicative pricing, followed by a consultation based quotation service and full project scheduling.

Delivery

Please check on the lead times of Joseph Giles and plan ahead for your project requirements. Availability will vary according to demand so allow a production and air-freight delivery time from England of approximately 8-12 weeks for job lots. There are shorter lead times for some items, please enquire with our Hardware team.

FINISHES

LIGHT



POLISHED CHROME

FINISH CODE: PC

BASE MATERIAL: Brass

FINISH TYPE: Plated

DESCRIPTION: This is a bright mirror finish chrome plate on nickelled solid brass. This finish is extremely hard wearing and is suitable for most environments. It has a cool tone and is a perfect match for modern design schemes, and is a popular choice for kitchens and bathrooms. The metal undergoes a range of processes to achieve the finished look which includes pre-polishing, hot soaking, electrolytic cleaning, plating and polishing.

OVER TIME: This is non-tarnishing and with the correct maintenance will retain its high mirror finish.

APPLICATION: This is suitable for both internal and external usage, however, is not suitable for highly chlorinated areas such as swimming pools.

CARE & MAINTENANCE: Clean with soft lint free cloth and warm soapy water. To maintain its shine, a chrome polish can also be used.



POLISHED NICKEL

FINISH CODE: PN

BASE MATERIAL: Brass

FINISH TYPE: Plated

DESCRIPTION: This is a bright mirror finish nickel plate on polished brass; it has a warm tone that will naturally age. The metal undergoes a range of processes by skilled artisans to achieve the finished look which includes pre-polishing, hot soaking, electrolytic cleaning, plating and polishing.

OVER TIME: The product will age to a natural patina, darkening and dulling to develop its own individual character.

APPLICATION: This is suitable for both internal and external usage, however, is not suitable for highly chlorinated areas such as swimming pools. Where we don't recommend it is used: External use and highly chlorinated areas such as swimming pools.

CARE & MAINTENANCE: Clean with a soft lint-free cloth and warm soapy water. Can either be left to develop its own natural patina, or to maintain the original finish clean with a high-quality metal polish.



BRUSHED NICKEL

FINISH CODE: BN

BASE MATERIAL: Brass

FINISH TYPE: Plated

DESCRIPTION: This is a brushed nickel-plated finish on brushed brass. This finish has a warm tone that will naturally age and develop a unique beauty. Products in this finish undergo a range of processes by skilled artisans to achieve the finished look which includes pre-polishing, hot soaking, electrolytic cleaning, plating and polishing.

OVER TIME: The product will age to a natural patina, darkening and dulling to develop its own individual character.

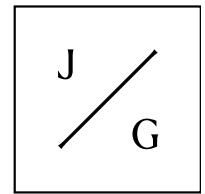
APPLICATION: We recommend that this finish is used in internal areas, avoiding highly chlorinated environments such as swimming pool areas. This finish can be used externally, although will patinate faster, and will need regular maintenance.

CARE & MAINTENANCE: For standard cleaning, use a soft lint-free cloth and warm soapy water.

Please note this is a reference guide only. As almost all Joseph Giles products are finished by hand, natural variations will occur and will add a unique beauty to each piece.

FINISHES

MID



POLISHED BRASS WAXED

FINISH CODE: PBW

BASE MATERIAL: Brass

FINISH TYPE: Solid

DESCRIPTION: A mirror finish solid brass surface, with a thin coating of clear beeswax for protection. The metal undergoes a lengthy hand polishing process to achieve this finish.

OVER TIME: This will begin as a bright highly polished finish. Over time, it will naturally patinate, darkening and dulling to develop its own individual character.

APPLICATION: We recommend that this finish is used in internal areas. It can be used externally, although will patinate faster, and will need regular maintenance.

CARE & MAINTENANCE: If your preference is to allow the piece to develop its own character, simply clean with a soft lint-free cloth and warm soapy water. If you want to preserve the original finish, clean with a good quality brass polish, and follow with a light application of beeswax. Take a look at Joseph Giles' short clip on how to use beeswax polish on their products: <https://vimeo.com/258045098>

We do not recommend using our shower fittings in our living because they can be damaged if exposed to certain soaps and cleaning products.

Note: Polished Brass Ceramic CPB coming soon, please enquire if you have a project with longer lead time.



BRUSHED BRASS WAXED

FINISH CODE: BBW

BASE MATERIAL: Brass

FINISH TYPE: Solid

DESCRIPTION: A brushed finish on solid brass, with a thin coating of clear beeswax for protection. The metal undergoes a lengthy finishing process to achieve this look.

OVER TIME: This will begin as a light brushed finish. Over time, it will naturally patinate, darkening and dulling to develop its own individual character. This is a natural process; however, the rate of patination can be slowed by maintaining a light application of good quality beeswax.

APPLICATION: We recommend that this finish is used in internal areas, avoiding highly chlorinated environments such as swimming pool areas. This finish can be used externally, although will patinate faster, and will need regular maintenance.

We do not recommend using our shower fittings in our living because they can be damaged if exposed to certain soaps and cleaning products.

CARE & MAINTENANCE: For standard cleaning, use a soft lint-free cloth and warm soapy water. We also recommend a regular light application of beeswax. Take a look at Joseph Giles' short clip on how to use beeswax polish on their products: <https://vimeo.com/258045098>



BRUSHED BRASS CERAMIC

FINISH CODE: CBB

BASE MATERIAL: Brass

FINISH TYPE: Ageless

DESCRIPTION: A classic hardware finish, brushed brass is achieved by extensively polishing and then brushing back the brass to achieve a matte appearance. A thin, clear ceramic coating is then applied to preserve the finish and prevent patination.

OVER TIME: Unlike Joseph Giles' Brushed brass Waxed (BBW) finish, this ceramic coated version will be kept in its original state, just as it was when it was first hand-finished.

APPLICATION: This finish can be used in most spaces due to the robust ceramic coating, rendering it suitable for outdoor, high-traffic and even coastal environments.

CARE & MAINTENANCE: Wipe any dirt or dust off with a dry, soft cloth.



MID ANTIQUE BRASS WAXED

FINISH CODE: MABW

BASE MATERIAL: Brass

FINISH TYPE: Living

DESCRIPTION: This brushed brass has a hand applied antique effect treatment which is then finished with beeswax. To achieve this, the craftsmen apply a chemical treatment which adds a colourant. This process is undertaken several times to achieve the required depth of colour. The piece is hand polished and worked back to the metal to achieve an aged antique look, which is then sealed with wax.

OVER TIME: This product will age to a natural patina, darkening and dulling to develop its own individual character.

APPLICATION: We recommend that this finish is used in internal areas, avoiding highly chlorinated environments such as swimming pool areas. This finish can be used in sheltered external areas, although will patinate faster, and will need regular maintenance.

We do not recommend using our shower fittings in our living because they can be damaged if exposed to certain soaps and cleaning products.

CARE & MAINTENANCE: Wipe clean with soft lint free cloth. This finish is not compatible with chemical-based cleaners, soaps or abrasive materials. We recommend after cleaning, a coating of good quality beeswax is applied. Take a look at Joseph Giles' short clip on how to use beeswax polish on their products: <https://vimeo.com/258045098>



MID ANTIQUE CERAMIC

FINISH CODE: CMAB

BASE MATERIAL: Brass

FINISH TYPE: Ageless

DESCRIPTION: A hand applied antique effect treatment, which is then sealed with a ceramic coating. To achieve this, the craftsmen apply a chemical treatment which adds a colourant. This process is undertaken several times to achieve the required depth of colour. The piece is hand polished and worked back to the metal to achieve an aged antique look, which is then sealed with the robust coating.

OVER TIME: Unlike Joseph Giles' signature Mid Antique brass Waxed (MABW) finish, this ceramic coated version will be kept in its original state, just as it was when it was first hand-finished.

APPLICATION: This finish can be used in most spaces due to the robust ceramic coating, rendering it suitable for outdoor, high-traffic and even coastal environments.

CARE & MAINTENANCE: Wipe any dirt or dust off with a dry, soft cloth.

FINISHES

DARK



DARK BRONZE WAXED

Finish Code: DBZW

BASE MATERIAL: Brass

FINISH TYPE: Living

DESCRIPTION: This is brushed brass, with a hand applied dark antique effect treatment which is then finished with a wax coating. The processes involved in creating this finish take considerable time and effort. A chemical is applied, worked into the brass and then extensively polished. The process is repeated several times to develop layers of dark bronze tint until the depth of dark bronze is achieved. It is finished with a light coating of beeswax.

OVER TIME: This finish is as dark as it will ever be, however, will subtly change over time during the cycles of wear and patination. In areas where the piece is frequently used, the finish will appear more like mid antique brass waxed until the natural patination gradually makes the piece darker and so on and so forth.

APPLICATION: We recommend that this finish is used in internal areas, avoiding highly chlorinated environments such as swimming pool areas. This finish can be used in sheltered external areas, although will patinate faster, and will need regular maintenance. We do not recommend using this finish in Kitchens or Showers because it can be damaged if exposed to certain soaps and cleaning products.

CARE & MAINTENANCE: Wipe clean with soft lint-free cloth. This finish is not compatible with chemical-based cleaners, soaps or abrasive materials. **CAN BE DAMAGED WITH CLEANING PRODUCTS.** We recommend after cleaning; a coating of good quality beeswax is applied. Take a look at Joseph Giles' short clip on how to use beeswax polish on their products: <https://vimeo.com/258045098>



DARK BRONZE CERAMIC

FINISH CODE: CDBZ

BASE MATERIAL: Brass

FINISH TYPE: Ageless

DESCRIPTION: This is brushed brass, with a hand applied dark antique effect treatment which is then sealed with the robust ceramic coating. The processes involved in creating this finish take considerable time and effort. A chemical is applied, worked into the brass and then extensively polished. The process is repeated several times to develop layers of dark bronze tint until the depth of dark bronze is achieved before applying the ceramic coating.

OVER TIME: Unlike Joseph Giles' signature Dark Bronze Waxed (DBZW) finish, this ceramic coated version will be kept in its original state, just as it was when it was first hand-finished.

APPLICATION: This finish can be used in most spaces due to the robust ceramic coating, rendering it suitable for outdoor, high-traffic and even coastal environments.

CARE & MAINTENANCE: Wipe any dirt or dust off with a dry, soft cloth.



SOFT BLACK CERAMIC

FINISH CODE: CSB

BASE MATERIAL: Brass

FINISH TYPE: Ageless

DESCRIPTION: This colour ceramic coating is applied directly to solid brass, created a matte black finish offering exceptional durability and corrosion protection. Hard wearing and suitable for most environments, this finish has a cool tone, is a perfect match for modern design schemes, and is a popular choice for kitchens and bathrooms. The metal undergoes a range of processes to achieve the finished look, finally sealed with a robust ceramic coating.

OVER TIME: This ceramic coated soft black finish will neither wear or patinate, but will be kept in its original state, just as it was when it was first finished.

APPLICATION: This finish can be used in most spaces due to the robust ceramic coating, rendering it suitable for outdoor, high-traffic and even coastal environments.

CARE & MAINTENANCE: Wipe any dirt or dust off with a dry, soft cloth.

FINISHES

LEATHER



BLACK LEATHER

FINISH CODE: JGL05

BASE MATERIAL: Bridle Leather

Joseph Giles uses only the finest quality bridle leather for their products, which is applied by highly skilled and experienced crafters in the United Kingdom. Bridle leather is both practical and beautiful. It differs from regular leather as both the flesh and grain sides of the cowhide are treated with greases and finished with wax, making the leather incredibly hardwearing, pliable, and smooth to the touch. Each leather item you receive from Joseph Giles has been stitched with meticulous attention to detail, with a quality that can be both seen and felt.

OVER TIME: The leather will age naturally over time developing its own individual character. Each piece will have varying levels of surface shine depending on the environment and usage.

APPLICATION: We recommend internal usage only, avoiding high humidity areas such as swimming pools and wet rooms.

CARE & MAINTENANCE: Wipe with a soft clean cloth, and if required, a good quality leather cleaner can be used.



ANTIQUÉ BLACK LEATHER

FINISH CODE: JGL06

BASE MATERIAL: Bridle Leather

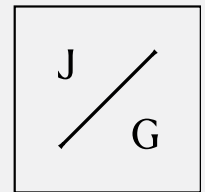
Joseph Giles uses only the finest quality bridle leather for their products, which is applied by highly skilled and experienced crafters in the United Kingdom. Bridle leather is both practical and beautiful. It differs from regular leather as both the flesh and grain sides of the cowhide are treated with greases and finished with wax, making the leather incredibly hardwearing, pliable, and smooth to the touch. Each leather item you receive from Joseph Giles has been stitched with meticulous attention to detail, with a quality that can be both seen and felt.

OVER TIME: The leather will age naturally over time developing its own individual character. Each piece will have varying levels of surface shine depending on the environment and usage.

APPLICATION: We recommend internal usage only, avoiding high humidity areas such as swimming pools and wet rooms.

CARE & MAINTENANCE: Wipe with a soft clean cloth, and if required, a good quality leather cleaner can be used.

Please note this is a reference guide only. As almost all Joseph Giles products are finished by hand, natural variations will occur and will add a unique beauty to each piece.



DARK BROWN LEATHER

FINISH CODE: JGL01

BASE MATERIAL: Bridle Leather

Joseph Giles uses only the finest quality bridle leather for their products, which is applied by highly skilled and experienced crafters in the United Kingdom. Bridle leather is both practical and beautiful. It differs from regular leather as both the flesh and grain sides of the cowhide are treated with greases and finished with wax, making the leather incredibly hardwearing, pliable, and smooth to the touch. Each leather item you receive from Joseph Giles has been stitched with meticulous attention to detail, with a quality that can be both seen and felt.

OVER TIME: The leather will age naturally over time developing its own individual character. Each piece will have varying levels of surface shine depending on the environment and usage.

APPLICATION: We recommend internal usage only, avoiding high humidity areas such as swimming pools and wet rooms.

CARE & MAINTENANCE: Wipe with a soft clean cloth, and if required, a good quality leather cleaner can be used.



ANTIQUE BROWN LEATHER

FINISH CODE: JGL02

BASE MATERIAL: Bridle Leather

Joseph Giles uses only the finest quality bridle leather for their products, which is applied by highly skilled and experienced crafters in the United Kingdom. Bridle leather is both practical and beautiful. It differs from regular leather as both the flesh and grain sides of the cowhide are treated with greases and finished with wax, making the leather incredibly hardwearing, pliable, and smooth to the touch. Each leather item you receive from Joseph Giles has been stitched with meticulous attention to detail, with a quality that can be both seen and felt.

OVER TIME: The leather will age naturally over time developing its own individual character. Each piece will have varying levels of surface shine depending on the environment and usage.

APPLICATION: We recommend internal usage only, avoiding high humidity areas such as swimming pools and wet rooms.

CARE & MAINTENANCE: Wipe with a soft clean cloth, and if required, a good quality leather cleaner can be used.



DARK TAN LEATHER

FINISH CODE: JGL03

BASE MATERIAL: Bridle Leather

Joseph Giles uses only the finest quality bridle leather for their products, which is applied by highly skilled and experienced crafters in the United Kingdom. Bridle leather is both practical and beautiful. It differs from regular leather as both the flesh and grain sides of the cowhide are treated with greases and finished with wax, making the leather incredibly hardwearing, pliable, and smooth to the touch. Each leather item you receive from Joseph Giles has been stitched with meticulous attention to detail, with a quality that can be both seen and felt.

OVER TIME: The leather will age naturally over time developing its own individual character. Each piece will have varying levels of surface shine depending on the environment and usage.

APPLICATION: We recommend internal usage only, avoiding high humidity areas such as swimming pools and wet rooms.

CARE & MAINTENANCE: Wipe with a soft clean cloth, and if required, a good quality leather cleaner can be used.



WARM GREY LEATHER

FINISH CODE: JGL10

BASE MATERIAL: Bridle Leather

Joseph Giles uses only the finest quality bridle leather for their products, which is applied by highly skilled and experienced crafters in the United Kingdom. Bridle leather is both practical and beautiful. It differs from regular leather as both the flesh and grain sides of the cowhide are treated with greases and finished with wax, making the leather incredibly hardwearing, pliable, and smooth to the touch. Each leather item you receive from Joseph Giles has been stitched with meticulous attention to detail, with a quality that can be both seen and felt.

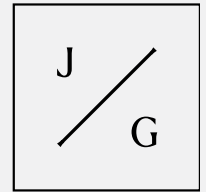
OVER TIME: The leather will age naturally over time developing its own individual character. Each piece will have varying levels of surface shine depending on the environment and usage.

APPLICATION: We recommend internal usage only, avoiding high humidity areas such as swimming pools and wet rooms.

CARE & MAINTENANCE: Wipe with a soft clean cloth, and if required, a good quality leather cleaner can be used.

FINISHES

SPECIALITY



BLACK & GOLD PORTORO

SUFFIX: BP

BASE MATERIAL: Stone

FINISH TYPE: Polished

DESCRIPTION: The Black and Gold Portoro is a stunning example of marble, the deep black is peppered with rich gold veining throughout. This beautiful stone has been used since the roman times for decorative purposes from ornaments through to vast columns. As a natural product there will be variations in the veining patterns which we believe adds to its charm.

APPLICATION: Black and gold Portoro marble can be used externally, internally and in wet and highly chlorinated areas.

CARE & MAINTENANCE: Clean with soft lint free cloth and warm soapy water.



WHITE ONYX

SUFFIX: WO

BASE MATERIAL: Stone

FINISH TYPE: Polished

DESCRIPTION: White Onyx is a stunning and delicate material which has varying levels of opaqueness throughout and rippled with yellow gold veins. Quarried in Mexico, White Onyx is widely considered as one of the world's most luxurious materials and has been used for decorative purposes since antiquity. As a natural product there will be variations in the veining patterns which we believe adds to its charm.

APPLICATION: Onyx marble can be used externally, internally and in wet and highly chlorinated areas.

CARE & MAINTENANCE: Clean with soft lint free cloth and warm soapy water.



GREEN GUATEMALA

SUFFIX: GG

BASE MATERIAL: Stone

FINISH TYPE: Polished

DESCRIPTION: The Green Guatemala marble is a serpentine deep green stone which is veined with varying shades of whites and darker greens. While the name pays tribute to Guatemala and its lush rainforests, the material is quarried in India. It has long been thought by indigenous tribes that this marble has healing powers, and over the years, has been used in some of the finest buildings and hotels around the world. As a natural product there will be variations in the veining patterns which we believe adds to its charm.

APPLICATION: Green guatemala can be used externally, internally and in wet and highly chlorinated areas.

CARE & MAINTENANCE: Clean with soft lint free cloth and warm soapy water.



RED LAGUNA

SUFFIX: RL

BASE MATERIAL: Stone

FINISH TYPE: Polished

DESCRIPTION: The Red Laguna marble is quarried in Turkey and offers a deep cherry red marble offering to the collection. It is peppered with its rich flecks and veining and is a wonderful addition to a design scheme. As a natural product there will be variations in the veining patterns which we believe adds to its charm.

APPLICATION: Red Laguna marble can be used externally, internally and in wet and highly chlorinated areas.

CARE & MAINTENANCE: Clean with soft lint free cloth and warm soapy water.



ORGANO LIGHT BRONZE

SUFFIX: OLB

BASE MATERIAL: Bronze

FINISH TYPE: Light Antiqued

The Organo range is manufactured using traditional casting methods. As each piece is unique, there will be minor aesthetic variations and differences in porosity.




ORGANO DARK BRONZE

SUFFIX: ODB

BASE MATERIAL: Bronze

FINISH TYPE: Dark Antiqued

The Organo range is manufactured using traditional casting methods. As each piece is unique, there will be minor aesthetic variations and differences in porosity.



ORGANO OLD GREEN

SUFFIX: OOG

BASE MATERIAL: Bronze

FINISH TYPE: Patinated

The Organo range is manufactured using traditional casting methods. As each piece is unique, there will be minor aesthetic variations and differences in porosity.



ORGANO OLD SILVER


SUFFIX: OOS

BASE MATERIAL: Bronze

FINISH TYPE: Silvered

The Organo range is manufactured using traditional casting methods. As each piece is unique, there will be minor aesthetic variations and differences in porosity.

Please note this is a reference guide only. As almost all Joseph Giles products are finished by hand, natural variations will occur and will add a unique beauty to each piece.

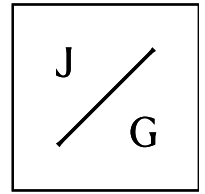


JOSEPH GILES

Exquisite Functionalism

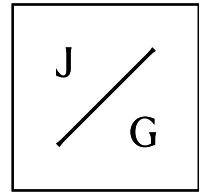
APPLIANCE PULLS
AND
CABINET HARDWARE






CABINET HARDWARE



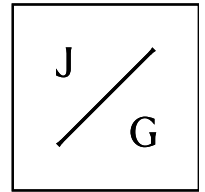
	PRODUCT CODE	EXAMPLE ORDER CODE	DESCRIPTION	BN/CSB/PC/ PN	BBW/PBW	MABW/DBZW	CBB/CPB	CMAB/CDBZ
	EP1016.00	EP1016.00.BN	Alesca solid brass edge pull Custom width, 25mm high, 22mm depth (joinery panel depth)	Cut to length				
	EP1016.02	EP1016.02.BN	Alesca solid brass edge pull 100mm wide, 25mm high, 22mm depth (joinery panel depth)	\$125	\$130	\$135	\$140	\$145
	EP1016.03	EP1016.03.BN	Alesca solid brass edge pull 150mm wide, 25mm high, 22mm depth (joinery panel depth)	\$145	\$150	\$155	\$160	\$165
	EP1016.04	EP1016.04.BN	Alesca solid brass edge pull 300mm wide, 25mm high, 22mm depth (joinery panel depth)	\$185	\$195	\$200	\$210	\$215
	EP1016.05	EP1016.05.BN	Alesca solid brass edge pull 350mm wide, 25mm high, 22mm depth (joinery panel depth)	\$210	\$220	\$225	\$235	\$245
	EP1016.06	EP1016.06.BN	Alesca solid brass edge pull 400mm wide, 25mm high, 22mm depth (joinery panel depth)	\$240	\$245	\$255	\$265	\$275
	EP1016.07	EP1016.07.BN	Alesca solid brass edge pull 500mm wide, 25mm high, 22mm depth (joinery panel depth)	\$290	\$300	\$310	\$325	\$335
	EP1016.08	EP1016.08.BN	Alesca solid brass edge pull 600mm wide, 25mm high, 22mm depth (joinery panel depth)	\$335	\$345	\$360	\$375	\$385
	EP1016.09	EP1016.09.BN	Alesca solid brass edge pull 800mm wide, 25mm high, 22mm depth (joinery panel depth)	\$445	\$460	\$480	\$495	\$515
	EP1016.10	EP1016.10.BN	Alesca solid brass edge pull 900mm wide, 25mm high, 22mm depth (joinery panel depth)	\$510	\$530	\$550	\$570	\$595
	CP1108.01	CP1108.01.BN	ASHWORTH solid brass cabinet pull with diamond knurl Dia: 20mm, Proj: 32mm	\$170	\$175	\$185	\$190	\$195
	CP1108.02	CP1108.02.BN	ASHWORTH solid brass cabinet pull with diamond knurl Dia: 29mm, Proj: 44mm	\$185	\$195	\$200	\$210	\$215
	CH1076.01	CH1076.01.BN	ASHWORTH solid brass cabinet handle with diamond knurl L: 170mm, C: 160mm, Proj: 41mm	\$245	\$255	\$265	\$275	\$285
	CH1076.02	CH1076.02.BN	ASHWORTH solid brass cabinet handle with diamond knurl L: 234mm, C: 224mm, Proj: 41mm	\$265	\$275	\$290	\$300	\$310







CABINET HARDWARE



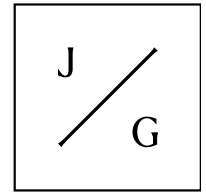
	PRODUCT CODE	EXAMPLE ORDER CODE	DESCRIPTION	BN/CSB/PC/PN	BBW/PBW	MABW/DBZW	CBB/CPB	CMAB/CDBZ
	CH1072.01	CH1072.01.BN	ASHWORTH solid brass cabinet handle L: 170mm, C: 160mm, Proj: 41mm	\$200	\$205	\$215	\$220	\$230
	CH1072.02	CH1072.02.BN	ASHWORTH solid brass cabinet handle L: 234mm, C: 224mm, Proj: 41mm	\$220	\$230	\$235	\$245	\$255
	CH1072.06	CH1072.06.BN	ASHWORTH solid brass cabinet handle L: 810mm, C: 800mm, Proj: 41mm	\$425	\$440	\$460	\$475	\$495
	AP1001.04	AP1001.04.BN	ASHWORTH solid brass knurled appliance pull handle Centres: 388mm O/A L: 400mm Proj: 52mm Dia: 13mm	\$380	\$395	\$410	\$425	\$440
	AP1001.06	AP1001.06.BN	ASHWORTH solid brass knurled appliance pull handle Centres: 588mm O/A L: 600mm Proj: 52mm Dia: 13mm	\$425	\$440	\$460	\$475	\$495
	CP1004.01	CP1004.01.BN	Bartlett solid brass cabinet pull Dia: 25mm, Proj: 24mm	\$120	\$125	\$130	\$135	\$140
	CP1004.02	CP1004.02.BN	Bartlett solid brass cabinet pull Dia: 38mm, Proj: 36mm	\$135	\$140	\$145	\$150	\$155
	CH1071.01	CH1071.01.BN	Bartlett solid brass cabinet handle L: 180mm, C: 128mm, Proj: 32mm	\$150	\$155	\$165	\$170	\$175
	CH1071.03	CH1071.03.BN	Bartlett solid brass cabinet handle L: 244mm, C: 192mm, Proj: 32mm	\$165	\$170	\$180	\$185	\$190
	CP1138.01	CP1138.01.BN	Buckland solid brass cabinet pull L: 38mm, W: 12mm, Proj: 27mm	\$200	\$210	\$220	\$225	\$235
	CP1138.02	CP1138.02.BN	Buckland solid brass cabinet pull L: 54mm, W: 14.5mm, Proj: 35mm	\$230	\$240	\$250	\$260	\$265
	CP1138.03	CP1138.03.BN	Buckland solid brass cabinet pull L: 68mm, W: 17mm, Proj: 44.5mm	\$250	\$260	\$270	\$280	\$290

CABINET HARDWARE



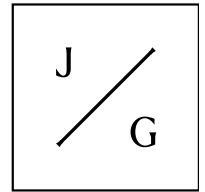
	PRODUCT CODE	EXAMPLE ORDER CODE	DESCRIPTION	BN/CSB/PC/PN	BBW/PBW	MABW/DBZW	CBB/CPB	CMAB/CDBZ
	CP1159.01	CP1159.01.BN	Contour solid brass cabinet pull Dia: 20mm, Proj: 14mm Also available with split finish inlay on request.	\$120	\$125	\$130	\$135	\$140
	CP1159.02	CP1159.02.BN	Contour solid brass cabinet pull Dia: 30mm, Proj: 21mm Also available with split finish inlay on request.	\$135	\$140	\$150	\$155	\$160
	CP1160.01	CP1160.01.BN	Contour solid brass T-Bar cabinet pull with anti-rotation pin L: 68mm, Proj: 38mm Also available with split finish inlay on request.	\$250	\$260	\$270	\$280	\$290
	CP1166.01	CP1166.01.BN	Cove Skim solid brass cabinet pull H: 27mm, W: 27mm, Proj: 17mm	\$150	\$155	\$165	\$170	\$175
	CP1166.02	CP1166.02.BN	Cove Skim solid brass cabinet pull H: 41mm, W: 43mm, Proj: 20mm	\$165	\$170	\$180	\$185	\$190
	CP1166.03	CP1166.03.BN	Cove Skim solid brass cabinet pull H: 55mm, W: 55mm, Proj: 27mm	\$175	\$185	\$190	\$200	\$205
	CP1165.03	CP1165.03.BN	Cove solid brass cabinet pull H: 45mm, W: 33mm, Proj: 27mm	\$175	\$180	\$185	\$195	\$200
	CP1165.04	CP1165.04.BN	Cove solid brass cabinet pull H: 52mm, W: 38mm, Proj: 31mm	\$185	\$195	\$200	\$210	\$215
	CP1165.06	CP1165.06.BN	Cove solid brass cabinet pull H: 65mm, W: 48mm, Proj: 39mm	\$200	\$210	\$220	\$225	\$235
	CH1132.02.RH	CH1132.02.RH.BN	Cove solid Bronze cabinet handle H: 87mm, W: 63mm, Proj: 37mm	\$290	\$300	\$310	\$325	\$335
	CH1132.03.RH	CH1132.03.RH.BN	Cove solid Bronze cabinet handle H: 100mm, W: 72mm, Proj: 40mm	\$340	\$350	\$365	\$380	\$395
	CP1168.01	CP1168.01.BN	Cala solid brass cabinet pull H: 30mm, W: 17mm, Proj: 24mm	\$175	\$180	\$185	\$195	\$200
	CP1168.02	CP1168.02.BN	Cala solid brass cabinet pull H: 40mm, W: 18mm, Proj: 30mm	\$185	\$195	\$200	\$210	\$215
	CP1168.03	CP1168.03.BN	Cala solid brass cabinet pull H: 50mm, W: 21mm, Proj: 36mm	\$200	\$210	\$220	\$225	\$235

CABINET HARDWARE



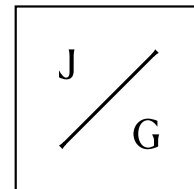
	PRODUCT CODE	EXAMPLE ORDER CODE	DESCRIPTION	BN/CSB/PC/ PN	BBW/PBW	MABW/DBZW	CBB/CPB	CMAB/CDBZ
	CP1021.01	CP1021.01.BN	Dawson cabinet pull with anti-rotation pin Height: 38mm, Width: 17mm Proj: 30mm	\$150	\$155	\$160	\$165	\$170
	CP1021.02	CP1021.02.BN	Dawson cabinet pull with anti-rotation pin Height: 52mm, Width: 21mm Proj: 41mm	\$165	\$170	\$180	\$185	\$190
	CP1021.03	CP1021.03.BN	Dawson cabinet pull with anti-rotation pin Height: 68mm, Width: 26mm Proj: 50mm	\$185	\$195	\$200	\$210	\$215
	CP1164.01	CP1164.01.BN	Darlington solid brass cabinet pull 19mm dia, 23mm proj.	\$120	\$125	\$130	\$135	\$140
	CP1164.02	CP1164.02.BN	Darlington solid brass cabinet pull 26mm dia, 31mm proj.	\$130	\$135	\$140	\$145	\$150
	CP1164.03	CP1164.03.BN	Darlington solid brass cabinet pull 30mm dia, 36mm proj.	\$135	\$140	\$150	\$155	\$160
	CH1130.01	CH1130.01.BN	Darlington solid brass cabinet pull handle 211mm o/a, 192mm centres, 39mm proj.	\$215	\$225	\$235	\$240	\$250
	CH1130.02	CH1130.02.BN	Darlington solid brass cabinet pull handle 271mm o/a, 257mm centres, 39mm proj.	\$230	\$240	\$250	\$260	\$265
	CP1119.01	CP1119.01.BN	Fonteyn solid brass cabinet pull L: 20mm, Proj: 28mm	\$90	\$95	\$95	\$100	\$105
	CP1119.02	CP1119.02.BN	Fonteyn solid brass cabinet pull L: 35mm, Proj: 28mm	\$100	\$105	\$110	\$115	\$115
	CH1136.02	CH1136.02.BN	Fonteyn II solid brass cabinet handle L: 142mm, C: 128mm, Proj: 38mm				Coming soon	
	CH1136.03	CH1136.03.BN	Fonteyn II solid brass cabinet handle L: 206mm, C: 192mm, Proj: 38mm				Coming soon	
	CH1136.04	CH1136.04.BN	Fonteyn II solid brass cabinet handle L: 302mm, C: 288mm, Proj: 38mm				Coming soon	
	AP1002.04	AP1002.04.BN	Fonteyn solid brass appliance pull handle Centres: 382mm O/A L: 400mm Proj: 46mm Dia: 18mm	\$450	\$470	\$485	\$505	\$520
	AP1002.06	AP1002.06.BN	Fonteyn solid brass appliance pull handle Centres: 582mm O/A L: 600mm Proj: 46mm Dia: 18mm	\$495	\$515	\$535	\$555	\$575
	CH1085.01	CH1085.01.BN	Fonteyn solid brass cabinet handle L: 110mm, C: 92mm, Proj: 31mm	\$125	\$130	\$135	\$140	\$145
	CH1085.02	CH1085.02.BN	Fonteyn solid brass cabinet handle L: 220mm, C: 192mm, Proj: 31mm	\$140	\$145	\$150	\$155	\$165
	CH1085.03	CH1085.03.BN	Fonteyn solid brass cabinet handle L: 330mm, C: 288mm, Proj: 31mm	\$160	\$165	\$170	\$175	\$185

CABINET HARDWARE



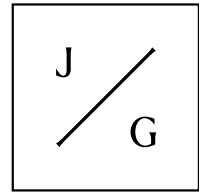
	PRODUCT CODE	EXAMPLE ORDER CODE	DESCRIPTION	BN/CSB/PC/PN	BBW/PBW	MABW/DBZW	CBB/CPB	CMAB/CDBZ
	CP1047.01	CP1047.01.BN	Fentiman solid brass cabinet pull 40mm W, 21mm H, 34mm proj.	\$210	\$215	\$225	\$235	\$240
	CP1082.02	CP1082.02.BN	Fluted drop solid brass swing cabinet pull 56mm o/a, 20mm rosette, 20mm proj.	\$185	\$190	\$200	\$205	\$215
	CP1082.03	CP1082.03.BN	Fluted drop solid brass swing cabinet pull 66mm o/a, 20mm rosette, 20mm proj.	\$195	\$200	\$210	\$220	\$225
	CP1083.02	CP1083.02.BN	Tapered drop solid brass swing cabinet pull 56mm o/a, 20mm rosette, 22mm proj.	\$150	\$155	\$165	\$170	\$175
	CP1083.03	CP1083.03.BN	Tapered drop solid brass swing cabinet pull 66mm o/a, 20mm rosette, 22mm proj.	\$160	\$170	\$175	\$180	\$190
	CH1082.01	CH1082.01.BN	Hammered half-moon cabinet handle L: 80mm, W: 40mm Proj: 25mm	\$420	\$435	\$450	\$470	\$485
	CH1082.02	CH1082.02.BN	Hammered half-moon cabinet handle L: 100mm, W: 50mm Proj: 25mm	\$455	\$470	\$490	\$510	\$525
	CH1082.03	CH1082.03.BN	Hammered half-moon cabinet handle L: 120mm, W: 60mm Proj: 25mm	\$500	\$520	\$540	\$560	\$580
	CH1082.04	CH1082.04.BN	Hammered half-moon cabinet handle L: 150mm, W: 75mm Proj: 25mm	\$650	\$675	\$700	\$725	\$750
	CP1014.01	CP1014.01.BN	Hammered square cabinet pull L: 30mm, Proj: 33mm	\$230	\$240	\$250	\$260	\$265
	CP1014.02	CP1014.02.BN	Hammered square cabinet pull L: 40mm, Proj: 33mm	\$245	\$255	\$265	\$275	\$285

CABINET HARDWARE



	PRODUCT CODE	EXAMPLE ORDER CODE	DESCRIPTION	BN/CSB/PC/PN	BBW/PBW	MABW/DBZW	CBB/CPB	CMAB/CDBZ
	CH1036.03	CH1036.03.BN	Hammered cabinet handle L: 120mm, C: 80mm, Proj: 30mm	\$340	\$350	\$365	\$380	\$395
	CH1036.04	CH1036.04.BN	Hammered cabinet handle L: 200mm, C: 160mm, Proj: 30mm	\$365	\$380	\$395	\$410	\$425
	CP1149.01	CP1149.01.BN	Rolled & Hammered solid brass cabinet pull with round rose and anti-rotation pin L: 55mm, Proj: 37mm, Rose: 18mm	\$225	\$230	\$240	\$250	\$260
	CH1012.01	CH1012.01.BN	Rolled & Hammered solid brass cabinet handle L: 192mm, C: 128mm, Proj: 39mm	\$310	\$320	\$335	\$345	\$355
	CH1012.02	CH1012.02.BN	Rolled & Hammered solid brass cabinet handle L: 256mm, C: 192mm, Proj: 39mm	\$335	\$350	\$365	\$375	\$390
	CH1012.03	CH1012.03.BN	Rolled & Hammered solid brass cabinet handle L: 288mm, C: 224mm, Proj: 39mm	\$375	\$390	\$405	\$420	\$435
	CP1118.01	CP1118.01.BN	Harlyn solid brass cabinet pull 25mm Sq, 19mm proj.	\$185	\$195	\$200	\$210	\$215
	CP1118.02	CP1118.02.BN	Harlyn solid brass cabinet pull 36mm Sq, 19mm proj.	\$210	\$215	\$225	\$235	\$240
	CH1083.01	CH1083.01.BN	Harlyn solid brass cabinet handle 190mm o/a, 128mm centres, 26mm proj.	\$390	\$405	\$420	\$435	\$450
	CH1083.02	CH1083.02.BN	Harlyn solid brass cabinet handle 254mm o/a, 192mm centres, 26mm proj.	\$420	\$435	\$450	\$470	\$485

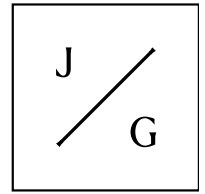
CABINET HARDWARE



	PRODUCT CODE	EXAMPLE ORDER CODE	DESCRIPTION	BN/CSB/PC/PN	BBW/PBW	MABW/DBZW	CBB/CPB	CMAB/CDBZ
	CP1104.01	CP1104.01.BN	Huntingford solid brass cabinet pull Dia: 26mm, Proj: 28mm	\$155	\$160	\$165	\$175	\$180
	CP1104.02	CP1104.02.BN	Huntingford solid brass cabinet pull Dia: 35mm, Proj: 31mm	\$165	\$170	\$180	\$185	\$190
	CH1070.01	CH1070.01.BN	Huntingford solid brass cabinet handle L: 180mm, C: 128mm, Proj: 33mm	\$185	\$195	\$200	\$210	\$215
	CH1070.03	CH1070.03.BN	Huntingford solid brass cabinet handle L: 244mm, C: 192mm, Proj: 33mm	\$200	\$210	\$220	\$225	\$235
	CH1070.07	CH1070.07.BN	Huntingford solid brass cabinet handle L: 852mm, C: 800mm, Proj: 33mm	\$440	\$455	\$475	\$490	\$510
	CH1106.01	CH1106.01.BN	Buxton solid brass cup handle L: 96mm, C: 80mm, Proj: 24mm	\$150	\$155	\$160	\$165	\$170
	CP1005.01	CP1005.01.BN	Hurleigh solid brass cabinet pull Dia: 25mm, Proj: 30mm	\$135	\$140	\$145	\$150	\$155
	CP1005.02	CP1005.02.BN	Hurleigh solid brass cabinet pull Dia: 38mm, Proj: 47mm	\$145	\$150	\$155	\$160	\$165
	CH1054.02	CH1054.02.BN	Hurleigh solid brass cabinet handle L: 207mm, C: 192mm, Proj: 39mm	\$215	\$225	\$235	\$240	\$250
	CH1054.03	CH1054.03.BN	Hurleigh solid brass cabinet handle L: 271mm, C: 256mm, Proj: 39mm	\$230	\$240	\$250	\$260	\$265

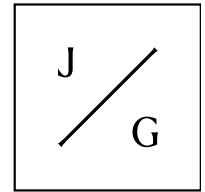


CABINET HARDWARE



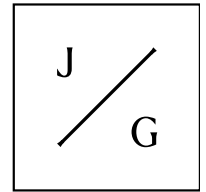
	PRODUCT CODE	EXAMPLE ORDER CODE	DESCRIPTION	BN/CSB/PC/PN	BBW/PBW	MABW/DBZW	CBB/CPB	CMAB/CDBZ	
	CP1096.01	CP1096.01.BN	Irvine solid brass cabinet pull with anti-rotation pin W: 49mm, Proj: 34mm	\$145	\$150	\$155	\$160	\$165	
		CH1015.01	CH1015.01.BN	Irvine solid brass cabinet handle L: 144mm, C: 96mm, Proj: 34mm	\$185	\$195	\$200	\$210	\$215
		CH1015.02	CH1015.02.BN	Irvine solid brass cabinet handle L: 146mm, C: 128mm, Proj: 34mm	\$210	\$220	\$230	\$240	\$245
		CH1015.03	CH1015.03.BN	Irvine solid brass cabinet handle L: 242mm, C: 224mm, Proj: 34mm	\$245	\$255	\$265	\$275	\$285
CH1015.04		CH1015.04.BN	Irvine solid brass cabinet handle L: 306mm, C: 288mm, Proj: 34mm	\$275	\$285	\$295	\$305	\$315	
	CH1050.01	CH1050.01.BN.JGL01	Irvine solid brass cabinet handle with hand-stitched bridle leather L: 144mm, C: 96mm, Proj: 34mm	\$375	\$390	\$405	\$420	\$435	
	CH1050.02	CH1050.02.BN.JGL01	Irvine solid brass cabinet handle with hand-stitched bridle leather L: 146mm, C: 128mm, Proj: 34mm	\$395	\$410	\$430	\$445	\$460	
	CH1050.03	CH1050.03.BN.JGL01	Irvine solid brass cabinet handle with hand-stitched bridle leather L: 242mm, C: 224mm, Proj: 34mm	\$445	\$460	\$480	\$495	\$515	
	CH1050.04	CH1050.04.BN.JGL01	Irvine solid brass cabinet handle with hand-stitched bridle leather L: 306mm, C: 288mm, Proj: 34mm	\$475	\$495	\$515	\$530	\$550	
	CP1130.01	CP1130.01.BN.JGL02	Jesse II leather cabinet drop with solid brass mount. 80mm H, 17mm proj.	\$390	\$405	\$420	\$435	\$450	
	CP1103.01	CP1103.01.BN	Jude solid brass cabinet pull Dia: 30mm, Proj: 20mm	\$85	\$90	\$95	\$95	\$100	
	CP1103.02	CP1103.02.BN	Jude solid brass cabinet pull Dia: 50mm, Proj: 25mm	\$110	\$110	\$115	\$120	\$125	

CABINET HARDWARE



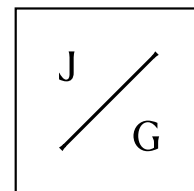
	PRODUCT CODE	EXAMPLE ORDER CODE	DESCRIPTION	BN/CSB/PC/PN	BBW/PBW	MABW/DBZW	CBB/CPB	CMAB/CDBZ
	CP1141.01	CP1141.01.BN.BN	KH Clasp solid brass t-bar cabinet pull with anti-rotation pin L: 36mm, Proj: 34mm	\$215	\$225	\$235	\$365	\$390
	CP1141.02	CP1141.02.BN.BN	KH Clasp solid brass t-bar cabinet pull with anti-rotation pin L: 48mm, Proj: 42mm	\$230	\$240	\$250	\$385	\$415
	CH1109.01	CH1109.01.BN	KH Clasp solid brass cabinet handle with anti-rotation pin L: 152mm, C: 128mm, Proj: 34mm	\$340	\$350	\$365	\$380	\$395
	CH1109.02	CH1109.02.BN	KH Clasp solid brass cabinet handle L:216mm, C: 192mm, Proj: 34mm	\$355	\$370	\$385	\$400	\$415
	CH1109.03	CH1109.03.BN	KH Clasp solid brass cabinet handle L: 312mm, C: 288mm, Proj: 34mm	\$375	\$390	\$405	\$420	\$435
	CP1142.01	CP1142.01.BN	KH Dot solid brass t-bar cabinet pull with anti-rotation pin L: 36mm, Proj: 32mm	\$195	\$200	\$210	\$220	\$225
	CP1142.02	CP1142.02.BN	KH Dot solid brass t-bar cabinet pull with anti-rotation pin L: 48mm, Proj: 45mm	\$210	\$215	\$225	\$235	\$240
	CH1110.01	CH1110.01.BN	KH Dot solid brass cabinet handle L: 164mm, C: 128mm, Proj: 32mm	\$230	\$240	\$250	\$260	\$265
	CH1110.02	CH1110.02.BN	KH Dot solid brass cabinet handle L: 228mm, C: 192mm, Proj: 32mm	\$245	\$255	\$265	\$275	\$285
	CH1110.03	CH1110.03.BN	KH Dot solid brass cabinet handle L: 324mm, C: 288mm, Proj: 32mm	\$265	\$275	\$290	\$300	\$310
	CP1140.01	CP1140.01.CSB.BN	KH Intersect solid brass cabinet pull L: 36mm, Proj: 36mm	\$215	\$225	\$235	\$365	\$390
	CP1140.02	CP1140.02.CSB.BN	KH Intersect solid brass cabinet pull L: 54mm, Proj: 54mm	\$240	\$245	\$255	\$400	\$425
	CH1108.01	CH1108.01.BN.BN	KH Intersect solid brass cabinet handle L: 152mm, C: 128mm, Proj: 36mm	\$265	\$275	\$290	\$450	\$480
	CH1108.02	CH1108.02.BN.BN	KH Intersect solid brass cabinet handle L: 216mm, C: 192mm, Proj: 36mm	\$280	\$290	\$305	\$470	\$505
	CH1108.03	CH1108.03.BN.BN	KH Intersect solid brass cabinet handle L: 288mm, C: 264mm, Proj: 36mm	\$300	\$315	\$325	\$510	\$545
	DP1070.01	DP1070.01.SGL.SGL-BT-TM.CSB.BN	KH Intersect single door pull for timber (TM) or glass (GL) doors, option for secret fix (SF) L: 348mm, Centres: 300mm W: 24mm Proj: 72mm	\$770	\$800	\$830	\$1,295	\$1,385
	DP1070.01	DP1070.01.PR.PR-TM.CSB.BN	KH Intersect pair of door pulls for timber (TM) or glass (GL) doors. L: 348mm, Centres: 300mm W: 24mm Proj: 72mm	\$1,575	\$1,640	\$1,705	\$2,650	\$2,835






CABINET HARDWARE



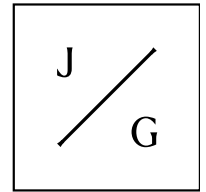
	PRODUCT CODE	EXAMPLE ORDER CODE	DESCRIPTION	BN/CSB/PC/PN	BBW/PBW	MABW/DBZW	CBB/CPB	CMAB/CDBZ
	CP1167.01	CP1167.01.BN	Levant solid brass cabinet pull W: 12mm, Proj: 20mm	\$75	\$80	\$80	\$85	\$90
	CP1167.02	CP1167.02.BN	Levant solid brass cabinet pull W: 15mm, Proj: 25mm	\$85	\$85	\$90	\$95	\$95
	CP1167.03	CP1167.03.BN	Levant solid brass cabinet pull W: 19mm, Proj: 32mm	\$95	\$95	\$100	\$105	\$110
	CP1167.04	CP1167.04.BN	Levant solid brass cabinet pull W: 23mm, Proj: 39mm	\$105	\$110	\$115	\$115	\$120
	CP1167.05	CP1167.05.BN	Levant solid brass cabinet pull W: 26mm, Proj: 44mm	\$120	\$125	\$130	\$135	\$140
	CP1105.01	CP1105.01.BN.WOM	Collett T-Bar cabinet pull in White Onyx Marble (WOM) with anti-rotation pin O/A: 50mm Proj: 40mm Rose: 32mm dia	\$470	\$485	\$505	\$525	\$545
	CP1105.02	CP1105.02.BN.WOM	O/A: 60mm Proj: 65mm Rose: 42mm dia	\$505	\$525	\$545	\$565	\$585
	CP1105.03	CP1105.03.BN.WOM	O/A: 74mm Proj: 80mm Rose: 52mm dia	\$575	\$600	\$620	\$645	\$670
	CP1105.01	CP1105.01.BN.BPM	Collett T-Bar cabinet pull in Black & Gold Portoro Marble (BPM) with anti-rotation pin O/A: 50mm Proj: 40mm Rose: 32mm dia	\$470	\$485	\$505	\$525	\$545
	CP1105.02	CP1105.02.BN.BPM	O/A: 60mm Proj: 65mm Rose: 42mm dia	\$505	\$525	\$545	\$565	\$585
	CP1105.03	CP1105.03.BN.BPM	O/A: 74mm Proj: 80mm Rose: 52mm dia	\$575	\$600	\$620	\$645	\$670
	CP1109.01	CP1109.01.BN	Montgomery solid brass cabinet pull with diamond knurl Dia: 25mm, Proj: 28mm	\$155	\$160	\$165	\$175	\$180
	CP1109.02	CP1109.02.BN	Montgomery solid brass cabinet pull with diamond knurl Dia: 36mm, Proj: 36mm	\$160	\$170	\$175	\$180	\$190
	CP1147.01	CP1147.01.BN	Montgomery T-Bar diamond knurl cabinet pull with round rose and anti-rotation pin L: 44mm, Proj: 38mm, Rose: 18mm	\$185	\$195	\$200	\$210	\$215
	CH1075.01	CH1075.01.BN	Montgomery solid brass cabinet handle with diamond knurl L: 182mm, C: 128mm, Proj: 40mm	\$280	\$295	\$305	\$315	\$325
	CH1075.02	CH1075.02.BN	Montgomery solid brass cabinet handle with diamond knurl L: 246mm, C: 192mm, Proj: 40mm	\$305	\$315	\$330	\$340	\$355








CABINET HARDWARE



	PRODUCT CODE	EXAMPLE ORDER CODE	DESCRIPTION	BN/CSB/PC/PN	BBW/PBW	MABW/DBZW	CBB/CPB	CMAB/CDBZ
	CP1145.01	CP1145.01.BN	Montgomery solid brass cabinet pull with linear knurl Dia: 25mm, Proj: 28mm	\$155	\$160	\$165	\$175	\$180
	CP1145.02	CP1145.02.BN	Montgomery solid brass cabinet pull with linear knurl Dia: 36mm, Proj: 36mm	\$160	\$170	\$175	\$180	\$190
	CP1146.01	CP1146.01.BN	Montgomery t-bar cabinet pull with linear knurl on round rose with anti-rotation pin L: 44mm, Proj: 38mm, Rose: 18mm	\$185	\$195	\$200	\$210	\$215
	CH1127.01	CH1127.01.BN	Montgomery solid brass cabinet handle with linear knurl L: 182mm, C: 128mm, Proj: 40mm	\$280	\$295	\$305	\$315	\$325
	CH1127.02	CH1127.02.BN	Montgomery solid brass cabinet handle with linear knurl L: 246mm, C: 192mm, Proj: 40mm	\$305	\$315	\$330	\$340	\$355
	CP1148.01	CP1148.01.BN	Montgomery Smooth T-Bar cabinet pull with round rose and anti-rotation pin L: 44mm, Proj: 38mm, Rose: 18mm	\$175	\$180	\$185	\$195	\$200
	CH1079.01	CH1079.01.BN	Montgomery solid brass cabinet handle L: 182mm, C: 128mm, Proj: 40mm	\$230	\$240	\$250	\$260	\$270
	CH1079.02	CH1079.02.BN	L: 246mm, C: 192mm, Proj: 40mm	\$250	\$260	\$270	\$280	\$290
	CH1079.06	CH1079.06.BN	L: 854mm, C: 800mm, Proj: 40mm	\$455	\$470	\$490	\$510	\$525

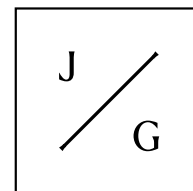
CABINET HARDWARE








	PRODUCT CODE	EXAMPLE ORDER CODE	DESCRIPTION	BN/CSB/PC/PN	BBW/PBW	MABW/DBZW	CBB/CPB	CMAB/CDBZ
	CH1123.01	CH1123.01.BN	Rohe solid brass cabinet handle - left hand 175mm o/a, 16mm proj	\$340	\$350	\$365	\$380	\$395
	CH1123.02	CH1123.02.BN	Rohe solid brass cabinet handle - left hand 250 o/a, 16mm proj	\$395	\$410	\$430	\$445	\$460
	CH1124.01	CH1124.01.BN	Rohe solid brass cabinet handle - right hand 175mm o/a, 16mm proj	\$340	\$350	\$365	\$380	\$395
	CH1124.02	CH1124.02.BN	Rohe solid brass cabinet handle - right hand 250 o/a, 16mm proj	\$395	\$410	\$430	\$445	\$460
	CH1126.01	CH1126.01.BN	Rohe solid brass cabinet handle - straight 175mm o/a, 16mm proj	\$230	\$240	\$250	\$260	\$265
	CH1126.02	CH1126.02.BN	Rohe solid brass cabinet handle - straight 250 o/a, 16mm proj	\$290	\$300	\$310	\$325	\$335
	CH1125.01	CH1125.01.BN	Rohe solid brass cabinet handle - U shaped 175mm o/a, 16mm proj	\$390	\$405	\$420	\$435	\$450
	CH1125.02	CH1125.02.BN	Rohe solid brass cabinet handle - U shaped 250 o/a, 16mm proj	\$460	\$480	\$500	\$515	\$535
	CH1101.13	CH1101.13.BN	Rohe Integrated cabinet handle Central L: 175mm D: 25mm Note: suits cabinetry with door thickness of 25mm	\$455	\$470	\$490	\$510	\$525
	CH1101.18	CH1101.18.BN	Rohe Integrated cabinet handle Central L: 250mm D: 25mm Note: suits cabinetry with door thickness of 25mm	\$525	\$545	\$570	\$590	\$610
	CH1100.13	CH1100.13.BN	Rohe Integrated cabinet handle left hand left handed, L: 175mm Note: suits cabinetry with door thickness of 25mm	\$430	\$450	\$465	\$485	\$500
	CH1100.18	CH1100.18.BN	Rohe Integrated cabinet handle left hand left handed, L: 250mm Note: suits cabinetry with door thickness of 25mm	\$505	\$525	\$545	\$565	\$585
	CH1102.13	CH1102.13.BN	Rohe Integrated cabinet handle right hand right handed, L: 175mm Note: suits cabinetry with door thickness of 25mm	\$430	\$450	\$465	\$485	\$500
	CH1102.18	CH1102.18.BN	Rohe Integrated cabinet handle right hand right handed, L: 250mm Note: suits cabinetry with door thickness of 25mm	\$505	\$525	\$545	\$565	\$585

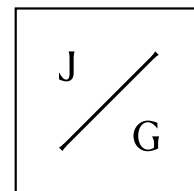







CABINET HARDWARE



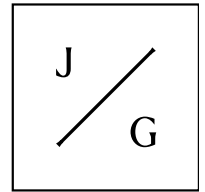
	PRODUCT CODE	EXAMPLE ORDER CODE	DESCRIPTION	ODB	OOS	OLB	OOG
	CP1055.02	CP1055.02.OOS	Organo solid bronze cabinet pull W: 31mm, H:15mm, Proj: 32mm	\$120	\$120	\$120	\$120
	CH1007.01	CH1007.01.OOS	Lenzi solid bronze Organo cabinet handle L: 74mm, C: 64mm	\$185	\$185	\$185	\$185
	CH1007.02	CH1007.02.OOS	L: 106mm, C: 96mm	\$220	\$220	\$220	\$220
	CH1007.03	CH1007.03.OOS	L: 138mm, C: 128mm	\$240	\$240	\$240	\$240
	CH1007.04	CH1007.04.OOS	L: 234mm, C: 224mm	\$265	\$265	\$265	\$265
	CH1007.05	CH1007.05.OOS	L: 325mm, C: 315mm	\$295	\$295	\$295	\$295
	CH1007.06	CH1007.06.OOS	L: 394mm, C: 384mm	\$330	\$330	\$330	\$330
	CH1007.07	CH1007.07.OOS	L: 522mm, C: 512mm	\$390	\$390	\$390	\$390
	CP1054.01	CP1054.01.OOS	Organo solid bronze cabinet pull W: 46mm, H:47mm, Proj: 28mm	\$210	\$210	\$210	\$210
	CH1026.01	CH1026.01.OOS	Organo solid bronze cabinet handle L: 140mm, C: 128mm	\$265	\$265	\$265	\$265
	CH1026.02	CH1026.02.OOS	Organo solid bronze cabinet handle L: 396mm, C: 384mm	\$325	\$325	\$325	\$325
	CH1027.01	CH1027.01.OOS	Organo solid bronze cabinet handle L: 190mm, C: 128mm	\$270	\$270	\$270	\$270
	CH1027.02	CH1027.02.OOS	Organo solid bronze cabinet handle L: 286mm, C: 224mm	\$375	\$375	\$375	\$375
	CH1027.03	CH1027.03.OOS	Organo solid bronze cabinet handle L: 446mm, C: 384mm	\$615	\$615	\$615	\$615
	CH1027.04	CH1027.04.OOS	Organo solid bronze cabinet handle L: 574mm, C: 512mm	\$685	\$685	\$685	\$685





CABINET HARDWARE



	PRODUCT CODE	EXAMPLE ORDER CODE	DESCRIPTION	BN/CSB/PC/PN	BBW/PBW	MABW/DBZW	CBB/CPB	CMAB/CDBZ
	CP1095.01	CP1095.01.BN	Remington solid brass cabinet pull Dia: 30mm, Proj: 29mm	\$175	\$185	\$190	\$200	\$205
	CP1095.02	CP1095.02.BN	Remington solid brass cabinet pull Dia: 38mm, Proj: 37mm	\$195	\$200	\$210	\$220	\$225
	CP1039.01	CP1039.01.BN	Roland solid brass cabinet pull Dia: 25mm, Proj: 42mm	\$110	\$115	\$120	\$125	\$130
	CP1039.02	CP1039.02.BN	Roland solid brass cabinet pull Dia: 32mm, Proj: 53mm	\$120	\$125	\$130	\$135	\$140
	CP1156.01	CP1156.01.BN	Tiro cabinet knob L: 29mm, W: 21mm, Proj: 25mm	\$160	\$165	\$170	\$175	\$185
	CP1156.02	CP1156.02.BN	Tiro cabinet knob L: 39mm, W: 25mm, Proj: 25mm	\$175	\$180	\$185	\$195	\$200
	CP1157.01	CP1157.01.BN	Tiro cabinet t-bar with anti-rotation pin L: 56mm, W: 21mm, Proj: 38mm	\$210	\$215	\$225	\$235	\$240
	CP1157.02	CP1157.02.BN	Tiro cabinet t-bar with anti-rotation pin L: 81mm, W: 24mm, Proj: 38mm	\$240	\$245	\$255	\$265	\$275
	CH1128.01	CH1128.01.BN	Tiro cabinet handle L: 250mm Centres: 190mm, Proj: 43mm	\$460	\$480	\$500	\$515	\$535

CABINET HARDWARE



PRODUCT CODE	EXAMPLE ORDER CODE	DESCRIPTION	BN/CSB/PC/PN	BBW/PBW	MABW/DBZW	CBB/CPB	CMAB/CDBZ	
	CP1121.01	CP1121.01.BN	Wedge solid brass cabinet pull L: 26mm, W: 15mm, Proj: 25mm	\$125	\$130	\$135	\$140	\$145
	CP1121.02	CP1121.02.BN	Wedge solid brass cabinet pull L: 41mm, W: 15mm, Proj: 25mm	\$140	\$145	\$150	\$155	\$165
	CH1086.01	CH1086.01.BN	Wedge solid brass cabinet handle L: 110mm, C: 96mm, Proj: 27mm	\$150	\$155	\$165	\$170	\$175
	CH1086.02	CH1086.02.BN	Wedge solid brass cabinet handle L: 220mm, C: 192mm, Proj: 27mm	\$175	\$180	\$185	\$195	\$200
	CP1161.01	CP1161.01.BN	Winfield solid brass cabinet pull Dia: 12mm, Proj: 12mm	\$60	\$65	\$65	\$70	\$70
	CP1161.02	CP1161.02.BN	Dia: 16mm, Proj: 15mm	\$70	\$70	\$75	\$75	\$80
	CP1161.03	CP1161.03.BN	Dia: 19mm, Proj: 18mm	\$75	\$80	\$80	\$85	\$90
	CP1161.04	CP1161.04.BN	Dia: 24mm, Proj: 23mm	\$85	\$90	\$95	\$95	\$100
	CP1161.05	CP1161.05.BN	Dia: 32mm, Proj: 30mm	\$105	\$110	\$115	\$115	\$120
	CP1161.06	CP1161.06.BN	Dia: 38mm, Proj: 35mm	\$130	\$135	\$140	\$145	\$150
	CH1135.01	CH1135.01.BN	Winfield solid brass cabinet pull handle 146mm o/a, 128mm centres, 30mm proj.			Coming soon		
	CH1135.02	CH1135.02.BN	Winfield solid brass cabinet pull handle 182mm o/a, 160mm centres, 37mm proj.			Coming soon		
	CH1135.03	CH1135.03.BN	Winfield solid brass cabinet pull handle 219mm o/a, 192mm centres, 45mm proj.			Coming soon		



Upper sage green cabinet with a brass handle.

Upper sage green cabinet with a brass handle.

Gas cooktop with four burners.

Oven unit with a handle and control knobs.

Lower sage green cabinets with brass handles.


Lower sage green cabinets with brass handles.





Decorative items on the countertop: a wooden cutting board, a bowl of lemons, a small potted plant, and a white bowl.

A lamp with a white shade and a dark base.

HINGES

CABINETS



	PRODUCT CODE	EXAMPLE ORDER CODE	DESCRIPTION	BN/CSB/PC/PN	BBW/PBW	MABW/DBZW	CBB/CPB	CMAB/CDBZ
FOR CABINET DOORS								
	HG1003.01		Cabinet butt hinge. Solid brass with bronze washer bearings. 75x50x3mm. Load capacity of 20kg (using 3 hinges)	\$70	\$75	\$80		
	HG1021.02		Decorative cabinet hinge. solid brass with button tip. 50x38x2.5mm	\$70	\$70	\$75		
	HG1021.04		63x50x2.5mm	\$75	\$80	\$80		
	HG1022.02		Decorative cabinet hinge. solid brass with ball finial. 50x38x2.5mm	\$95	\$100	\$100		
	HG1022.04		63x50x2.5mm	\$100	\$105	\$110		
	HG1050.01		Solid brass cabinet hinge 38 X 22.5 X 1.6 X 4mm	\$55	\$60	\$60		
	HG1050.02		50.8 x 28.5 x 1.7 x 5mm	\$60	\$60	\$65		
	HG1050.03		50.8 x 38 x 2.3 x 6mm	\$65	\$65	\$70		
	HG1050.05		63.5 x 35.5 x 2 x 5.5mm	\$65	\$65	\$70		
	HG1050.06		63.5 x 38 x 2.3 x 6mm	\$65	\$70	\$70		
	HG1050.07		75 x 35.5 x 2 x 5.5mm	\$70	\$70	\$75		
	HG1050.08		75 x 42 x 2 x 6mm	\$60	\$60	\$65		


NOTE: We only sell these items in conjunction with Joseph Giles Decorative Door Hardware

Retail pricing incl. GST. This pricelist published & distributed by The English Tapware Company, Australia. This document supersedes all previous pricelists and is subject to change without notice. E+OE. Issued on 01 June 2026. V044INTD-JG. Telephone VIC: 03 918 1403 NSW: 02 9362 4736. WWW.ENGLISHTAPWARE.COM.AU

HINGES

PIVOT

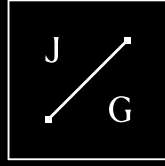


	PRODUCT CODE	EXAMPLE ORDER CODE	DESCRIPTION	BN/CSB/PC/PN	BBW/PBW	MABW/DBZW	CBB/CPB	CMAB/CDBZ
CABINET PIVOT DOORS								
	PV1016.03		solid brass pivot hinge for cabinet doors. Provided as pairs with solid brass slotted wood screws. W: 50mm H: 24.75mm W: 4.5mm	\$200	\$210	\$220	\$225	\$235
	PV1016.06		W: 65mm H: 31.5mm W: 6mm	\$220	\$230	\$240	\$245	\$255
	PV1020.01		Adjustable K-Pivot (shown)	\$385	\$400	\$415	\$430	\$445

NOTE: We only sell these items in conjunction with Joseph Giles Decorative Door Hardware

Retail pricing incl. GST. This pricelist published & distributed by The English Tapware Company, Australia. This document supersedes all previous pricelists and is subject to change without notice. E+OE. Issued on 01 June 2026. V044INTD-JG. Telephone VIC: 03 918 1403 NSW: 02 9362 4736. WWW.ENGLISHTAPWARE.COM.AU





JOSEPH GILES

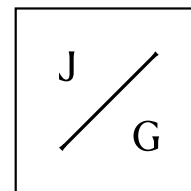
Exquisite Functionalism





EDGE PULLS

EDGE PULLS

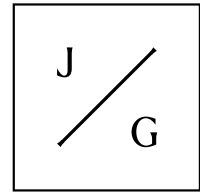


EDGE PULLS



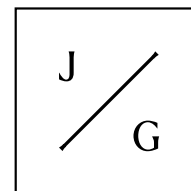
	PRODUCT CODE	EXAMPLE ORDER CODE	DESCRIPTION	BN/CSB/PC/PN	BBW/PBW	MABW/DBZW	CBB/CPB	CMAB/CDBZ
	EP1002.01	EP1002.01.BN	Cube solid brass door edge pull L: 150mm, Visible Face: 77mm	\$205	\$215	\$220	\$230	\$235
	EP1002.02	EP1002.02.BN	Cube solid brass door edge pull L: 300mm, Visible Face: 77mm	\$260	\$270	\$280	\$295	\$305
	EP1002.04	EP1002.04.BN	Cube solid brass door edge pull L: 500mm, Visible Face: 77mm	\$355	\$370	\$385	\$400	\$415
	EP1002.06	EP1002.06.BN	Cube solid brass door edge pull L: 1000mm, Visible Face: 77mm	\$685	\$710	\$740	\$765	\$795
	EP1003.01	EP1003.01.BN	Cube solid brass cabinetry edge pull L: 50mm, Visible Face: 45mm	\$90	\$95	\$100	\$100	\$105
	EP1003.10	EP1003.10.BN	Cube solid brass cabinetry edge pull L: 100mm, Visible Face: 45mm	\$110	\$115	\$120	\$125	\$130
	EP1003.02	EP1003.02.BN	Cube solid brass cabinetry edge pull L: 150mm, Visible Face: 45mm	\$130	\$135	\$140	\$145	\$150
	EP1003.03	EP1003.03.BN	Cube solid brass cabinetry edge pull L: 300mm, Visible Face: 45mm	\$175	\$180	\$190	\$195	\$200
	EP1003.04	EP1003.04.BN	Cube solid brass cabinetry edge pull L: 400mm, Visible Face: 45mm	\$215	\$220	\$230	\$240	\$250
	EP1003.05	EP1003.05.BN	Cube solid brass cabinetry edge pull L: 500mm, Visible Face: 45mm	\$255	\$270	\$280	\$290	\$300
	EP1003.06	EP1003.06.BN	Cube solid brass cabinetry edge pull L: 600mm, Visible Face: 45mm	\$300	\$315	\$325	\$335	\$350
	EP1003.07	EP1003.07.BN	Cube solid brass cabinetry edge pull L: 1000mm, Visible Face: 45mm	\$505	\$525	\$545	\$570	\$590
	EP1004.01	EP1004.01.BN	Round solid brass door edge pull L: 150mm, Visible Face: 77mm	\$205	\$215	\$220	\$230	\$235
	EP1004.02	EP1004.02.BN	Round solid brass door edge pull L: 300mm, Visible Face: 77mm	\$260	\$270	\$280	\$295	\$305
	EP1004.04	EP1004.04.BN	Round solid brass door edge pull L: 500mm, Visible Face: 77mm	\$355	\$370	\$385	\$400	\$415
	EP1004.06	EP1004.06.BN	Round solid brass door edge pull L: 1000mm, Visible Face: 77mm	\$685	\$710	\$740	\$765	\$795
	EP1005.01	EP1005.01.BN	Round solid brass cabinetry edge pull L: 50mm, Visible Face: 45mm	\$90	\$95	\$100	\$100	\$105
	EP1005.10	EP1005.10.BN	Round solid brass cabinetry edge pull L: 100mm, Visible Face: 45mm	\$110	\$115	\$120	\$125	\$130
	EP1005.02	EP1005.02.BN	Round solid brass cabinetry edge pull L: 150mm, Visible Face: 45mm	\$130	\$135	\$140	\$145	\$150
	EP1005.03	EP1005.03.BN	Round solid brass cabinetry edge pull L: 300mm, Visible Face: 45mm	\$175	\$180	\$190	\$195	\$200
	EP1005.04	EP1005.04.BN	Round solid brass cabinetry edge pull L: 400mm, Visible Face: 45mm	\$215	\$220	\$230	\$240	\$250
	EP1005.05	EP1005.05.BN	Round solid brass cabinetry edge pull L: 500mm, Visible Face: 45mm	\$255	\$270	\$280	\$290	\$300
	EP1005.06	EP1005.06.BN	Round solid brass cabinetry edge pull L: 600mm, Visible Face: 45mm	\$300	\$315	\$325	\$335	\$350
	EP1005.07	EP1005.07.BN	Round solid brass cabinetry edge pull L: 1000mm, Visible Face: 45mm	\$505	\$525	\$545	\$570	\$590

EDGE PULLS



	PRODUCT CODE	EXAMPLE ORDER CODE	DESCRIPTION	BN/CSB/PC/PN	BBW/PBW	MABW/DBZW	CBB/CPB	CMAB/CDBZ
	EP1006.01	EP1006.01.BN	Cube solid brass door edge pull, Top Fixed L: 50mm, Visible Face: 77mm	\$135	\$145	\$150	\$155	\$160
	EP1006.02	EP1006.02.BN	Cube solid brass door edge pull, Top Fixed L: 150mm, Visible Face: 77mm	\$185	\$190	\$200	\$205	\$210
	EP1006.03	EP1006.03.BN	Cube solid brass door edge pull, Top Fixed L: 300mm, Visible Face: 77mm	\$230	\$240	\$245	\$255	\$265
	EP1006.04	EP1006.04.BN	Cube solid brass door edge pull, Top Fixed L: 400mm, Visible Face: 77mm	\$275	\$285	\$295	\$305	\$320
	EP1007.01	EP1007.01.BN	Round solid brass door edge pull, Top Fixed L: 50mm, Visible Face: 77mm	\$135	\$145	\$150	\$155	\$160
	EP1007.02	EP1007.02.BN	Round solid brass door edge pull, Top Fixed L: 150mm, Visible Face: 77mm	\$185	\$190	\$200	\$205	\$210
	EP1007.03	EP1007.03.BN	Round solid brass door edge pull, Top Fixed L: 300mm, Visible Face: 77mm	\$230	\$240	\$245	\$255	\$265
	EP1007.04	EP1007.04.BN	Round solid brass door edge pull, Top Fixed L: 400mm, Visible Face: 77mm	\$275	\$285	\$295	\$305	\$320
	EP1010.01	EP1010.01.BN	Curved solid brass door edge pull handle L: 150mm, Visible Face: 55mm	\$180	\$185	\$190	\$200	\$205
	EP1010.02	EP1010.02.BN	Curved solid brass door edge pull handle L: 200mm, Visible Face: 55mm	\$310	\$320	\$335	\$345	\$360
	EP1010.03	EP1010.03.BN	Curved solid brass door edge pull handle L: 300mm, Visible Face: 55mm	\$380	\$395	\$410	\$425	\$440
	EP1011.01	EP1011.01.BN	Moon solid brass door edge pull handle L: 200mm, Visible Face: 65mm	\$345	\$355	\$370	\$385	\$400
	EP1011.02	EP1011.02.BN	Moon solid brass door edge pull handle L: 400mm, Visible Face: 65mm	\$450	\$470	\$485	\$505	\$520
	EP1011.04	EP1011.04.BN	Moon solid brass door edge pull handle L: 600mm, Visible Face: 65mm	\$555	\$580	\$600	\$625	\$645
	EP1013.01	EP1013.01.BN	Curved solid brass cabinetry edge pull handle L: 50mm, Visible Face: 46mm	\$115	\$120	\$125	\$130	\$135
	EP1013.02	EP1013.02.BN	Curved solid brass cabinetry edge pull handle L: 100mm, Visible Face: 46mm	\$130	\$135	\$140	\$145	\$150
	EP1013.03	EP1013.03.BN	Curved solid brass cabinetry edge pull handle L: 150mm, Visible Face: 46mm	\$145	\$150	\$155	\$160	\$165
	EP1013.04	EP1013.04.BN	Curved solid brass cabinetry edge pull handle L: 200mm, Visible Face: 46mm	\$155	\$160	\$165	\$175	\$180
	EP1013.05	EP1013.05.BN	Curved solid brass cabinetry edge pull handle L: 300mm, Visible Face: 46mm	\$195	\$200	\$210	\$215	\$225

EDGE PULLS



PRODUCT CODE	EXAMPLE ORDER CODE	DESCRIPTION	BN/CSB/PC/PN	BBW/PBW	MABW/DBZW	CBB/CPB	CMAB/CDBZ
EP1014.01	EP1014.01.BN	Moon solid brass cabinetry edge pull handle L: 50mm, Visible Face: 39mm	\$105	\$110	\$115	\$120	\$125
EP1014.02	EP1014.02.BN	Moon solid brass cabinetry edge pull handle L: 100mm, Visible Face: 39mm	\$130	\$135	\$140	\$145	\$150
EP1014.03	EP1014.03.BN	Moon solid brass cabinetry edge pull handle L: 150mm, Visible Face: 39mm	\$155	\$160	\$165	\$175	\$180
EP1014.11	EP1014.11.BN	Moon solid brass cabinetry edge pull handle L: 200mm, Visible Face: 39mm	\$180	\$185	\$190	\$200	\$205
EP1014.04	EP1014.04.BN	Moon solid brass cabinetry edge pull handle L: 300mm, Visible Face: 39mm	\$200	\$210	\$220	\$225	\$235
EP1014.05	EP1014.05.BN	Moon solid brass cabinetry edge pull handle L: 400mm, Visible Face: 39mm	\$255	\$270	\$280	\$290	\$300
EP1014.06	EP1014.06.BN	Moon solid brass cabinetry edge pull handle L: 500mm, Visible Face: 39mm	\$310	\$320	\$335	\$345	\$360
EP1014.07	EP1014.07.BN	Moon solid brass cabinetry edge pull handle L: 600mm, Visible Face: 39mm	\$355	\$370	\$385	\$400	\$415
EP1014.08	EP1014.08.BN	Moon solid brass cabinetry edge pull handle L: 1000mm, Visible Face: 39mm	\$585	\$610	\$635	\$655	\$680
EP1015.01	EP1015.01.BN	Cube solid brass cabinetry or door edge pull with concealed fixing L: 50mm, H: 10mm, Proj: 56mm	\$100	\$105	\$105	\$110	\$115
EP1015.02	EP1015.02.BN	Cube solid brass cabinetry or door edge pull with concealed fixing L: 100mm, H: 10mm, Proj: 56mm	\$125	\$130	\$135	\$135	\$140
EP1015.03	EP1015.03.BN	Cube solid brass cabinetry or door edge pull with concealed fixing L: 150mm, H: 10mm, Proj: 56mm	\$140	\$145	\$150	\$155	\$160
EP1015.04	EP1015.04.BN	Cube solid brass cabinetry or door edge pull with concealed fixing L: 300mm, H: 10mm, Proj: 56mm	\$190	\$200	\$205	\$215	\$220
EP1015.05	EP1015.05.BN	Cube solid brass cabinetry or door edge pull with concealed fixing L: 400mm, H: 10mm, Proj: 56mm	\$245	\$255	\$265	\$275	\$285
EP1015.07	EP1015.07.BN	Cube solid brass cabinetry or door edge pull with concealed fixing L: 600mm, H: 10mm, Proj: 56mm	\$340	\$355	\$370	\$380	\$395
EP1015.08	EP1015.08.BN	Cube solid brass cabinetry or door edge pull with concealed fixing L: 1000mm, H: 10mm, Proj: 56mm	\$555	\$575	\$600	\$620	\$645



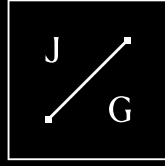
HIDDEN EDGE PULL



CH1121.01	CH1121.01.BN	Pop-Out knife-edge handle in Solid Brass 108mm H, 25mm D, 8mm W.	\$470	\$485	\$505	\$525	\$545
-----------	--------------	--	-------	-------	-------	-------	-------



Golden Light
Design: Arent&Pyke
Photography: Anson Smarl
Featuring Flush Pull in MABW



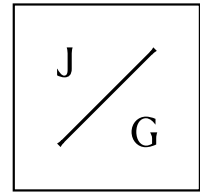
JOSEPH GILES









Exquisite Functionalism

FLUSH PULLS

FLUSH PULLS

FOR PASSAGE SLIDING DOORS

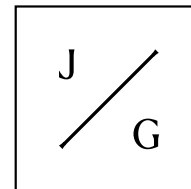








	PRODUCT CODE	EXAMPLE ORDER CODE	DESCRIPTION	BN/CSB/PC/PN	BBW/PBW	MABW/DBZW	CBB/CPB	CMAB/CDBZ
	SF1053.01	SF1053.01.BN	Round solid brass recessed door pull Dia: 65mm, D: 10mm An ideal minimum door thickness of 25mm is required when fitting two of these products back to back, however, can be fitted on door thicknesses of 20mm.	\$225	\$230	\$240	\$250	\$260
	SF1072.01	SF1072.01.BN	Cube solid brass recessed pull H: 75mm, W: 75mm, D: 10mm An ideal minimum door thickness of 25mm is required when fitting two of these products back to back, however, can be fitted on door thicknesses of 20mm.	\$345	\$360	\$375	\$390	\$400
	SF1013.01	SF1013.01.BN	Dewhurst recessed pull H: 175mm, W: 58mm, D: 18mm, Proj: 3mm A minimum door thickness of 44mm is required for back to back fixing of pairs.	\$540	\$560	\$585	\$605	\$625
	SF1049.01	SF1049.01.BN	Rectangular solid brass recessed pull H: 175mm, W: 58mm, D: 21mm*	\$485	\$505	\$525	\$545	\$565
	SF1049.02	SF1049.02.BN	Rectangular solid brass recessed pull H: 300mm, W: 58mm, D: 21mm*	\$665	\$695	\$720	\$745	\$775
	SF1049.11	SF1049.11.BN	Rectangular solid brass recessed pull H: 175mm, W: 58mm, D: 13mm for 28mm+ doors	\$485	\$505	\$525	\$545	\$565
	SF1049.12	SF1049.12.BN	Rectangular solid brass recessed pull H: 300mm, W: 58mm, D: 13mm for 28mm+ doors	\$665	\$695	\$720	\$745	\$775
	SF1014.01	SF1014.01.BN	Rectangular solid brass recessed pull with large grip* H: 152mm, W: 78mm, D: 16mm for 40mm+ doors	\$575	\$600	\$620	\$645	\$670
	SF1014.02	SF1014.02.BN	Rectangular solid brass recessed pull with large grip* H: 300mm, W: 78mm, D: 16mm for 40mm+ doors	\$755	\$785	\$815	\$845	\$875
	SF1066.01	SF1066.01.BN	Rectangular solid brass recessed pull with grip H: 175mm, W: 60mm, D: 20mm*	\$755	\$785	\$815	\$845	\$875
	SF1066.02	SF1066.02.BN	Rectangular solid brass recessed pull with grip H: 300mm, W: 60mm, D: 20mm *Can be used for hinged doors too	\$970	\$1,010	\$1,050	\$1,090	\$1,130
	SF1094.01	SF1094.01.BN	Maurice Low profile oval recessed pull H: 179mm, W: 64mm, D: 9mm	\$520	\$545	\$565	\$585	\$605
	SF1092.01	SF1092.01.BN	Maurice Oval recessed pull H: 179mm, W: 64mm, D: 14mm	\$520	\$545	\$565	\$585	\$605
	SF1092.02	SF1092.02.BN	Maurice Oval recessed pull H: 268mm, W: 64mm, D: 14mm	\$700	\$730	\$760	\$785	\$815
	SF1054.01.RL	SF1054.01.RL.BN	Round solid brass recessed pull with privacy coin release, Dia: 65mm, D: 13mm*	\$260	\$270	\$280	\$290	\$300
	SF1054.01.TT	SF1054.01.TT.BN	Round solid brass recessed pull with privacy turn Dia: 65mm, D: 13mm	\$310	\$320	\$335	\$345	\$360

FLUSH PULLS

FOR PRIVACY LOCKING SLIDING DOORS


*This product is not suitable for doors less than 44mm thick.



	PRODUCT CODE	EXAMPLE ORDER CODE	DESCRIPTION	BN/CSB/PC/PN	BBW/PBW	MABW/DBZW	CBB/CPB	CMAB/CDBZ
	SF1016.01.RL	SF1016.01.RL.BN	Cube solid brass recessed pull with privacy coin release, H: 75mm, D: 13mm	\$675	\$705	\$730	\$760	\$785
	SF1016.01.TT	SF1016.01.TT.BN	Cube solid brass recessed pull with privacy turn H: 75mm, D: 13mm	\$795	\$830	\$860	\$890	\$925
	SF1074.01.RL	SF1074.01.RL.BN	Dewhurst recessed pull with emergency release H: 175mm, W: 58mm, D: 10mm, Proj: 3mm Note: A minimum door thickness of 44mm is required for back to back fixing of pairs.	\$575	\$600	\$620	\$645	\$670
	SF1074.01.TT	SF1074.01.TT.BN	Dewhurst recessed pull with privacy turn H: 175mm, W: 58mm, D: 10mm, Proj: 3mm Note: A minimum door thickness of 44mm is required for back to back fixing of pairs.	\$625	\$650	\$675	\$700	\$725
	SF1050.01.RL	SF1050.01.RL.BN	Rectangular solid brass recessed pull with privacy coin release H: 175mm, D: 10mm*	\$520	\$545	\$565	\$585	\$605
	SF1050.01.TT	SF1050.01.TT.BN	Rectangular solid brass recessed pull with privacy turn H: 175mm, D: 10mm*	\$570	\$595	\$620	\$640	\$665
	SF1050.02.RL	SF1050.02.RL.BN	Rectangular solid brass recessed pull with privacy coin release H: 300mm, D: 10mm*	\$700	\$730	\$760	\$785	\$815
	SF1050.02.TT	SF1050.02.TT.BN	Rectangular solid brass recessed pull with privacy turn H: 300mm, D: 10mm*	\$750	\$780	\$815	\$845	\$875
	SF1095.01.RL	SF1095.01.RL.BN	Maurice Low profile oval recessed pull with privacy turn/release privacy turn, H: 179mm, D: 12mm	\$560	\$580	\$605	\$625	\$645
	SF1095.01.TT	SF1095.01.TT.BN	Maurice Low profile oval recessed pull with privacy turn/release release, H: 179mm, D: 12mm	\$610	\$635	\$655	\$680	\$705
	SF1096.02	SF1096.02.BN	Darlington rectangular sliding door pull H: 175mm, W: 58mm, D:13mm	\$675	\$705	\$730	\$760	\$785
	SF1096.03	SF1096.03.BN	Darlington rectangular sliding door pull H: 268mm, W: 58mm, D:13mm	\$785	\$815	\$850	\$880	\$910
	SF1096.04	SF1096.04.BN	Darlington rectangular sliding door pull H: 380mm, W: 58mm, D:13mm	\$855	\$890	\$925	\$960	\$995
	SF1097.02.TT	SF1097.02.TT.BN	Darlington rectangular sliding door pull with privacy turn H: 175mm, W: 58mm, D:13mm	\$765	\$795	\$825	\$855	\$885
	SF1097.03.TT	SF1097.03.TT.BN	Darlington rectangular sliding door pull with privacy turn H: 268mm, W: 58mm, D:13mm	\$870	\$905	\$940	\$975	\$1,010
	SF1097.04.TT	SF1097.04.TT.BN	Darlington rectangular sliding door pull with privacy turn H: 380mm, W: 58mm, D:13mm	\$945	\$980	\$1,020	\$1,055	\$1,095
	SF1097.02.RL	SF1097.02.RL.BN	Darlington rectangular sliding door pull with release H: 175mm, W: 58mm, D:13mm	\$715	\$740	\$770	\$800	\$825
	SF1097.03.RL	SF1097.03.RL.BN	Darlington rectangular sliding door pull with release H: 268mm, W: 58mm, D:13mm	\$820	\$855	\$885	\$920	\$950
	SF1097.04.RL	SF1097.04.RL.BN	Darlington rectangular sliding door pull with release H: 380mm, W: 58mm, D:13mm	\$895	\$930	\$965	\$1,000	\$1,035



Golden Light
Design: Arent&Pyke
Photography: Anson Smarl
Featuring Hammered Collection in MABW



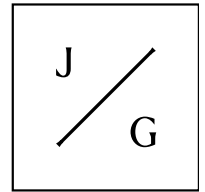
JOSEPH GILES

Exquisite Functionalism

CABINETS AND
DOOR HARDWARE
by COLLECTION

ASHWORTH

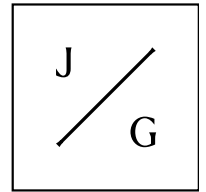
PLAIN







	PRODUCT CODE	EXAMPLE ORDER CODE	DESCRIPTION	BN/CSB/PC/PN	BBW/PBW	MABW/DBZW	CBB/CPB	CMAB/CDBZ
	LV1086.01.PR	LV1086.01.PR.BN. SPBEARING.BN	ASHWORTH pair of solid brass lever handles with round rosettes O/A L: 144mm Proj: 68mm Rose: 52mm	\$685	\$710	\$740	\$765	\$795
	TT1113.01	TT1113.01.BN	Barrel II privacy thumb turn with round rose. Knob: 22mm dia. Proj: 31mm Rose: 40mm	\$170	\$180	\$185	\$195	\$200
	TT1113.02	TT1113.02.BN	Barrel II privacy thumb turn with round rose. Knob: 22mm dia. Proj: 31mm Rose: 52mm	\$185	\$190	\$200	\$205	\$215
	RL1015.01	RL1015.01.BN	Solid brass emergency release for privacy locks with round rose Slot: 22mm Proj: 9mm Rose: 40mm	\$110	\$115	\$120	\$125	\$130
	RL1015.02	RL1015.02.BN	Solid brass emergency release for privacy locks with round rose Slot: 22mm Proj: 9mm Rose: 52mm	\$120	\$125	\$130	\$135	\$140
	ES1070.02	ES1070.02.BN	Solid brass Euro cylinder profile round escutcheon Rose: 52mm Proj: 5mm	\$65	\$65	\$70	\$70	\$75

ASHWORTH

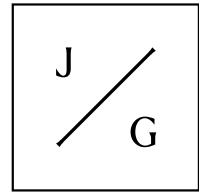
PLAIN



	PRODUCT CODE	EXAMPLE ORDER CODE	DESCRIPTION	BN/CSB/PC/PN	BBW/PBW	MABW/DBZW	CBB/CPB	CMAB/CDBZ
	LV1094.01.PR	LV1094.01.PR.BN. SPBEARING.BN	ASHWORTH II Pair of solid brass lever handles with square plate O/A L: 144mm Proj: 68mm Plate: 52mm	\$785	\$815	\$850	\$880	\$910
	TT1114.01	TT1114.01.BN	Barrel II privacy thumb turn with square plate. Knob: 22mm dia. Proj: 31mm Plate: 40mm	\$195	\$205	\$210	\$220	\$225
	TT1114.02	TT1114.02.BN	Barrel II privacy thumb turn with square plate. Knob: 22mm dia. Proj: 31mm Plate: 52mm	\$205	\$215	\$220	\$230	\$240
	RL1023.01	RL1023.01.BN	Solid brass emergency release for privacy locks with square plate Slot: 22mm Proj: 9mm Plate: 40mm	\$135	\$140	\$145	\$150	\$155
	RL1023.02	RL1023.02.BN	Solid brass emergency release for privacy locks with square plate Slot: 22mm Proj: 9mm Plate: 52mm	\$145	\$150	\$155	\$160	\$170
	ES1071.02	ES1071.02.BN	Solid brass Euro cylinder profile square escutcheon Plate: 52mm Proj: 5mm	\$115	\$120	\$125	\$130	\$135

ASHWORTH

PLAIN



	PRODUCT CODE	EXAMPLE ORDER CODE	DESCRIPTION	BN/CSB/PC/PN	BBW/PBW	MABW/DBZW	CBB/CPB	CMAB/CDBZ
	WN1057.01	WN1057.01.LH.BN WN1057.01.RH.BN	ASHWORTH solid brass casement window set - handed. handle: 121mm, Plate: 64mm Tab: 24mm	\$570	\$590	\$615	\$635	\$660
	WN1057.02	WN1057.02.LH.BN WN1057.02.RH.BN	ASHWORTH solid brass casement window set - handed. handle: 121mm, Plate: 64mm Tab: 32mm	\$570	\$590	\$615	\$635	\$660
	WN1061.01	WN1061.01.LH.BN WN1061.01.RH.BN	ASHWORTH solid brass espagnolette window set - handed. handle: 121mm, Plate: 64mm Tab: 24mm	\$540	\$560	\$585	\$605	\$625
	DP1058.01	DP1058.01.SGL. SGL-BT-TM.BN	ASHWORTH solid brass door pull handle Centres: 500mm O/A L: 517mm Proj: 70mm Dia: 25mm Available as Bolt Through BT, Back to Back Timber BBT, Back to Back BBG, Secret Fix SF. Double the price for Back to Back options.	\$905	\$945	\$980	\$1,015	\$1,050
	BA1042.01	BA1042.01.BN	ASHWORTH solid brass wall-mounted towel rail L: 517mm, C: 500mm, Proj: 84mm	\$945	\$980	\$1,020	\$1,055	\$1,095
	CH1072.01	CH1072.01.BN	ASHWORTH solid brass cabinet handle L: 170mm, C: 160mm, Proj: 41mm	\$200	\$205	\$215	\$220	\$230
	CH1072.02	CH1072.02.BN	ASHWORTH solid brass cabinet handle L: 234mm, C: 224mm, Proj: 41mm	\$220	\$230	\$235	\$245	\$255
	CH1072.06	CH1072.06.BN	ASHWORTH solid brass cabinet handle L: 810mm, C: 800mm, Proj: 41mm	\$425	\$440	\$460	\$475	\$495
	AP1001.04	AP1001.04.BN	ASHWORTH solid brass knurled appliance pull handle Centres: 388mm O/A L: 400mm Proj: 52mm Dia: 13mm	\$380	\$395	\$410	\$425	\$440
	AP1001.06	AP1001.06.BN	ASHWORTH solid brass knurled appliance pull handle Centres: 588mm O/A L: 600mm Proj: 52mm Dia: 13mm	\$425	\$440	\$460	\$475	\$495

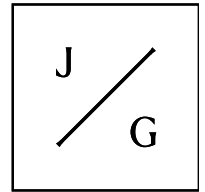
ASHWORTH

PLAIN



ASHWORTH

KNURLED

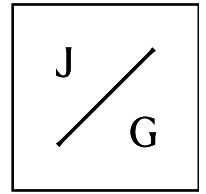


	PRODUCT CODE	EXAMPLE ORDER CODE	DESCRIPTION	BN/CSB/PC/PN	BBW/PBW	MABW/DBZW	CBB/CPB	CMAB/CDBZ
	LV1166.01.PR	LV1166.01.PR.BN. SPBEARING	ASHWORTH pair of solid brass knurled lever handles with round rosettes O/A L: 144mm Proj: 68mm Rose: 52mm	\$830	\$860	\$895	\$925	\$960
	TT1113.01	TT1113.01.BN	Barrel II privacy thumb turn with round rose. Knob: 22mm dia. Proj: 31mm Rose: 40mm	\$170	\$180	\$185	\$195	\$200
	TT1113.02	TT1113.02.BN	Barrel II privacy thumb turn with round rose. Knob: 22mm dia. Proj: 31mm Rose: 52mm	\$185	\$190	\$200	\$205	\$215
	RL1015.01	RL1015.01.BN	Solid brass emergency release for privacy locks with round rose Slot: 22mm Proj: 9mm Rose: 40mm	\$110	\$115	\$120	\$125	\$130
	RL1015.02	RL1015.02.BN	Solid brass emergency release for privacy locks with round rose Slot: 22mm Proj: 9mm Rose: 52mm	\$120	\$125	\$130	\$135	\$140
	ES1070.02	ES1070.02.BN	Solid brass Euro cylinder profile round escutcheon Rose: 52mm Proj: 5mm	\$65	\$65	\$70	\$70	\$75

Retail pricing incl. GST. This pricelist published & distributed by The English Tapware Company, Australia. This document supersedes all previous pricelists and is subject to change without notice. E+OE. Issued on 01 June 2026. V044INTD-JG. Telephone VIC: 03 918 1403 NSW: 02 9362 4736. WWW.ENGLISHTAPWARE.COM.AU

ASHWORTH

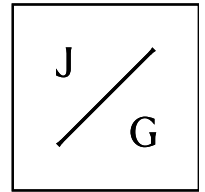
KNURLED



	PRODUCT CODE	EXAMPLE ORDER CODE	DESCRIPTION	BN/CSB/PC/PN	BBW/PBW	MABW/DBZW	CBB/CPB	CMAB/CDBZ
	LV1143.01.PR	LV1143.01.PR.BN. SPBEARING	ASHWORTH II Pair of solid brass knurled lever handles with square plate O/A L: 144mm Proj: 68mm Plate: 52mm	\$930	\$965	\$1,005	\$1,040	\$1,075
	TT1114.01	TT1114.01.BN	Barrel II privacy thumb turn with square plate. Knob: 22mm dia. Proj: 31mm Plate: 40mm	\$195	\$205	\$210	\$220	\$225
	TT1114.02	TT1114.02.BN	Barrel II privacy thumb turn with square plate. Knob: 22mm dia. Proj: 31mm Plate: 52mm	\$205	\$215	\$220	\$230	\$240
	RL1023.01	RL1023.01.BN	Solid brass emergency release for privacy locks with square plate Slot: 22mm Proj: 9mm Plate: 40mm	\$135	\$140	\$145	\$150	\$155
	RL1023.02	RL1023.02.BN	Solid brass emergency release for privacy locks with square plate Slot: 22mm Proj: 9mm Plate: 52mm	\$145	\$150	\$155	\$160	\$170
	ES1071.02	ES1071.02.BN	Solid brass Euro cylinder profile square escutcheon Plate: 52mm Proj: 5mm	\$115	\$120	\$125	\$130	\$135

ASHWORTH

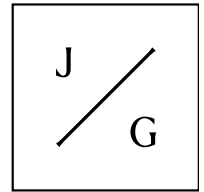
KNURLED



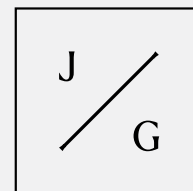
	PRODUCT CODE	EXAMPLE ORDER CODE	DESCRIPTION	BN/CSB/PC/PN	BBW/PBW	MABW/DBZW	CBB/CPB	CMAB/CDBZ
	CP1108.01	CP1108.01.BN	ASHWORTH solid brass cabinet pull with diamond knurl Dia: 20mm, Proj: 32mm	\$170	\$175	\$185	\$190	\$195
	CP1108.02	CP1108.02.BN	ASHWORTH solid brass cabinet pull with diamond knurl Dia: 29mm, Proj: 44mm	\$185	\$195	\$200	\$210	\$215
	CH1076.01	CH1076.01.BN	ASHWORTH solid brass cabinet handle with diamond knurl L: 170mm, C: 160mm, Proj: 41mm	\$245	\$255	\$265	\$275	\$285
	CH1076.02	CH1076.02.BN	ASHWORTH solid brass cabinet handle with diamond knurl L: 234mm, C: 224mm, Proj: 41mm	\$265	\$275	\$290	\$300	\$310
	DP1062.01	DP1062.01.SGL. SGL-BT-TM.BN	ASHWORTH solid brass knurled door pull handle Centres: 500mm O/A L: 517mm Proj: 70mm Dia: 25mm Available as Bolt Through BT, Back to Back Timber BBT, Back to Back BBG, Secret Fix SF. Double the price for Back to Back options.	\$1,050	\$1,095	\$1,135	\$1,175	\$1,220

ASHWORTH

KNURLED



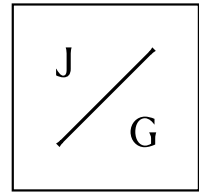
	PRODUCT CODE	EXAMPLE ORDER CODE	DESCRIPTION	BN/CSB/PC/PN	BBW/PBW	MABW/DBZW	CBB/CPB	CMAB/CDBZ
	WN1058.01	WN1058.01.RH.BN	ASHWORTH solid brass knurled casement window set - handed. handle: 121mm, Plate: 64mm Tab: 24mm	\$635	\$660	\$685	\$710	\$735
	WN1058.02	WN1058.02.RH.BN	ASHWORTH solid brass knurled casement window set - handed. handle: 121mm, Plate: 64mm Tab: 32mm	\$635	\$660	\$685	\$710	\$735
	WN1062.01	WN1062.01.RH.BN	ASHWORTH solid brass espagnolette window handle with diamond knurl right handed, L: 121mm	\$605	\$630	\$655	\$675	\$700
	SF1080.01	SF1080.01.BN	ASHWORTH solid brass knurled round recessed pull Dia: 65mm, Depth: 10mm	\$295	\$305	\$320	\$330	\$340
	SF1081.01.RL	SF1081.01.RL.BN	ASHWORTH solid brass knurled round recessed pull with privacy release Dia: 65mm, Depth: 10mm	\$330	\$345	\$360	\$370	\$385
	SF1081.01.TT	SF1081.01.TT.BN	ASHWORTH solid brass knurled round recessed pull with privacy thumb turn Dia: 65mm, Depth: 10mm	\$380	\$395	\$410	\$425	\$445



	PRODUCT CODE	EXAMPLE ORDER CODE	DESCRIPTION	BN/CSB/PC/PN	BBW/PBW	MABW/DBZW	CBB/CPB	CMAB/CDBZ
	LV1058.01.PR	LV1058.01.PR.BN.SPBEARING	BARTLETT pair of solid brass lever handles with round rosettes O/A L: 146mm Proj: 75mm Rose: 54mm	\$770	\$800	\$830	\$865	\$895
	TT1115.01	TT1115.01.BN	Barrel II privacy thumb turn with round stepped rose. Knob: 22mm dia. Proj: 33mm Rose: 42mm	\$190	\$195	\$205	\$210	\$220
	TT1115.02	TT1115.02.BN	Barrel II privacy thumb turn with round stepped rose. Knob: 22mm dia. Proj: 33mm Rose: 54mm	\$200	\$205	\$215	\$225	\$230
	RL1017.01	RL1017.01.BN	Solid brass emergency release for privacy locks with round rose Slot: 22mm Proj: 11mm Rose: 42mm	\$125	\$130	\$135	\$140	\$145
	RL1017.02	RL1017.02.BN	Solid brass emergency release for privacy locks with round rose Slot: 22mm Proj: 11mm Rose: 54mm	\$140	\$145	\$150	\$155	\$160
	ES1073.02	ES1073.02.BN	Solid brass Euro cylinder profile round stepped escutcheon Rose: 54mm Depth: 7mm	\$100	\$105	\$110	\$115	\$120

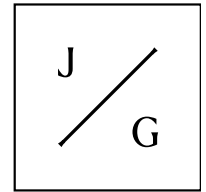
BARTLETT



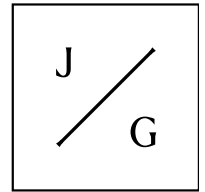



	PRODUCT CODE	EXAMPLE ORDER CODE	DESCRIPTION	BN/CSB/PC/PN	BBW/PBW	MABW/DBZW	CBB/CPB	CMAB/CDBZ
	LV1208.01	LV1208.01.PR.BN.SPBEARING	BARTLETT pair of solid brass 145mm levers on 286mm x 54mm backplates with 75mm overall projection including plate.	\$1,180	\$1,230	\$1,275	\$1,320	\$1,370
	LV1209.01	LV1209.01.PR.BN.SPBEARING	BARTLETT pair of solid brass 145mm levers on 286mm x 54mm backplates with Euro cutout and 75mm overall projection including plate.	\$1,215	\$1,265	\$1,315	\$1,365	\$1,410
	LV1210.01	LV1210.01.PR.BN.SPBEARING	BARTLETT pair of solid brass 145mm levers on 286mm x 54mm backplates with privacy turn & release and 75mm overall projection.	\$1,420	\$1,480	\$1,535	\$1,595	\$1,650
	DK1020.01.PR	DK1020.01.PR.BN.BEARING	BARTLETT pair of solid brass door knobs with 65mm dia knob and 52mm rosette with 67mm overall projection.	\$720	\$750	\$780	\$805	\$835

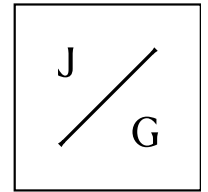
BARTLETT II



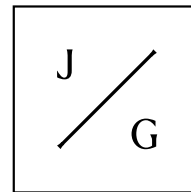
	PRODUCT CODE	EXAMPLE ORDER CODE	DESCRIPTION	BN/CSB/PC/PN	BBW/PBW	MABW/DBZW	CBB/CPB	CMAB/CDBZ
	LV1147.01.PR	LV1147.01.PR.BN.SPBEARING	BARTLETT II pair of solid brass lever handles with round grooved rosettes O/A L: 150mm Proj: 74mm Rose: 54mm	\$770	\$800	\$830	\$865	\$895
	DK1049.01.PR	DK1049.01.PR.BN.BEARING	BARTLETT II pair of solid brass door knobs with 65mm dia knob and 54mm grooved osette with 68mm overall projection.	\$770	\$800	\$830	\$865	\$895
	TT1119.01	TT1119.01.BN	Barrel II privacy thumb turn with round grooved rose. Knob: 22mm dia. Proj: 33mm Rose: 42mm	\$190	\$195	\$205	\$210	\$220
	TT1119.02	TT1119.02.BN	Barrel II privacy thumb turn with round grooved rose. Knob: 22mm dia. Proj: 33mm Rose: 54mm	\$200	\$205	\$215	\$225	\$230
	RL1029.01	RL1029.01.BN	Emergency release round turn with Grooved rose Rose: 42mm dia	\$125	\$130	\$135	\$140	\$145
	RL1029.02	RL1029.02.BN	Emergency release round turn with Grooved rose Rose: 54mm dia	\$140	\$145	\$150	\$155	\$160
	ES1078.02	ES1078.02.BN	Solid brass Euro cylinder profile grooved escutcheon 54mm X 6mm	\$100	\$105	\$110	\$115	\$120



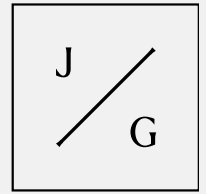
	PRODUCT CODE	EXAMPLE ORDER CODE	DESCRIPTION	BN/CSB/PC/PN	BBW/PBW	MABW/DBZW	CBB/CPB	CMAB/CDBZ
	DP1056.01	DP1056.01.SGL. SGL-BT-TM.BN	Bartlett single door pull L: 450mm Centres: 300mm, Proj. 70mm, Dia: 25mm Also available as back-to-back pair.	\$630	\$655	\$680	\$705	\$735
	ED1037.01	ED1037.01.BN	Bartlett solid brass statement entrance door pull Dia: 90mm, Proj: 91mm, 72mm rose	\$865	\$900	\$935	\$970	\$1,000
	CP1004.01	CP1004.01.BN	Bartlett solid brass cabinet pull Dia: 25mm, Proj: 24mm	\$120	\$125	\$130	\$135	\$140
	CP1004.02	CP1004.02.BN	Bartlett solid brass cabinet pull Dia: 38mm, Proj: 36mm	\$135	\$140	\$145	\$150	\$155
	CH1071.01	CH1071.01.BN	Bartlett solid brass cabinet handle L: 180mm, C: 128mm, Proj: 32mm	\$150	\$155	\$165	\$170	\$175
	CH1071.03	CH1071.03.BN	Bartlett solid brass cabinet handle L: 244mm, C: 192mm, Proj: 32mm	\$165	\$170	\$180	\$185	\$190



	PRODUCT CODE	EXAMPLE ORDER CODE	DESCRIPTION	BN/CSB/PC/PN	BBW/PBW	MABW/DBZW	CBB/CPB	CMAB/CDBZ
	EP1001.01	EP1001.01.BN	Bartlett solid brass small round edge pull L: 50mm, Visible Face: 45mm	\$120	\$125	\$130	\$135	\$140
	EP1001.02	EP1001.02.BN	Bartlett solid brass small round edge pull L: 150mm, Visible Face: 45mm	\$160	\$165	\$170	\$175	\$185
	HK1023.01	HK1023.01.BN	Bartlett solid brass hook Dia: 25mm, Base: 17mm, Proj: 42mm	\$120	\$125	\$130	\$135	\$140
	HK1024.01	HK1024.01.BN	Bartlett II solid brass hook Dia: 25mm, Base: 17mm, Proj: 40mm	\$130	\$135	\$140	\$145	\$150
	DS1002.01	DS1002.01.BN	Bartlett solid brass floor mounted door stop Dia: 40mm, H: 36mm	\$145	\$150	\$160	\$165	\$170

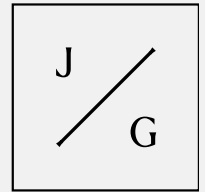





	PRODUCT CODE	EXAMPLE ORDER CODE	DESCRIPTION	BN/CSB/PC/PN	BBW/PBW	MABW/DBZW	CBB/CPB	CMAB/CDBZ
	DK1046.01.PR	DK1046.01.PR.BN.BEARING	Beresford door knob Dia: 60mm, Proj: 66mm, Rose: 52mm	\$720	\$750	\$780	\$805	\$835
	TT1113.01	TT1113.01.BN	Barrel II privacy thumb turn with round rose. Knob: 22mm dia. Proj: 31mm Rose: 40mm	\$170	\$180	\$185	\$195	\$200
	TT1113.02	TT1113.02.BN	Barrel II privacy thumb turn with round rose. Knob: 22mm dia. Proj: 31mm Rose: 52mm	\$185	\$190	\$200	\$205	\$215
	RL1015.01	RL1015.01.BN	Solid brass emergency release for privacy locks with round rose Slot: 22mm Proj: 9mm Rose: 40mm	\$110	\$115	\$120	\$125	\$130
	RL1015.02	RL1015.02.BN	Solid brass emergency release for privacy locks with round rose Slot: 22mm Proj: 9mm Rose: 52mm	\$120	\$125	\$130	\$135	\$140
	ES1070.02	ES1070.02.BN	Solid brass Euro cylinder profile round escutcheon Rose: 52mm Proj: 5mm	\$65	\$65	\$70	\$70	\$75



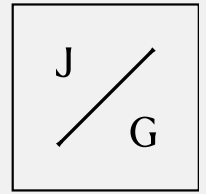
	PRODUCT CODE	EXAMPLE ORDER CODE	DESCRIPTION	BN/CSB/PC/PN	BBW/PBW	MABW/DBZW	CBB/CPB	CMAB/CDBZ
	DK1062.01	DK1062.01.PR.BN. BEARING	Buckland Door Knob H: 90mm, Proj: 62mm, Rose: 54mm	\$870	\$905	\$940	\$975	\$1,010
	TT1110.01	TT1110.01.BN	Buckland privacy thumb turn - round rose	\$220	\$230	\$235	\$245	\$255
	TT1110.02	TT1110.02.BN	Buckland privacy thumb turn - round rose	\$230	\$240	\$250	\$260	\$265
	RL1016.01	RL1016.01.BN	Privacy coin release - round rose	\$110	\$115	\$120	\$125	\$130
	RL1016.02	RL1016.02.BN	Privacy coin release- round rose	\$120	\$125	\$130	\$135	\$140
	ES1070.02	ES1070.02.BN	Solid brass Euro cylinder profile round escutcheon 52mm X 5mm	\$65	\$65	\$70	\$70	\$75
	CP1138.01	CP1138.01.BN	Buckland solid brass cabinet pull L: 38mm, W: 12mm, Proj: 27mm	\$200	\$210	\$220	\$225	\$235
	CP1138.02	CP1138.02.BN	Buckland solid brass cabinet pull L: 54mm, W: 14.5mm, Proj: 35mm	\$230	\$240	\$250	\$260	\$265
	CP1138.03	CP1138.03.BN	Buckland solid brass cabinet pull L: 68mm, W: 17mm, Proj: 44.5mm	\$250	\$260	\$270	\$280	\$290



CONTOUR



	PRODUCT CODE	EXAMPLE ORDER CODE	DESCRIPTION	BN/CSB/PC/PN	BBW/PBW	MABW/DBZW	CBB/CPB	CMAB/CDBZ
	LV1219.01	LV1219.01.PR.BN.SPBEARING	Contour pair of solid brass lever handles with round rosettes O/A L: 151mm Proj: 69mm Rose: 52mm Also available with split finish inlay on request.	\$765	\$795	\$825	\$855	\$885
	TT1113.01	TT1113.01.BN	Barrel II privacy thumb turn with round rose. Knob: 22mm dia. Proj: 31mm Rose: 40mm	\$170	\$180	\$185	\$195	\$200
	TT1113.02	TT1113.02.BN	Barrel II privacy thumb turn with round rose. Knob: 22mm dia. Proj: 31mm Rose: 52mm	\$185	\$190	\$200	\$205	\$215
	RL1015.01	RL1015.01.BN	Solid brass emergency release for privacy locks with round rose Slot: 22mm Proj: 9mm Rose: 40mm	\$110	\$115	\$120	\$125	\$130
	RL1015.02	RL1015.02.BN	Solid brass emergency release for privacy locks with round rose Slot: 22mm Proj: 9mm Rose: 52mm	\$120	\$125	\$130	\$135	\$140
	ES1070.02	ES1070.02.BN	Solid brass Euro cylinder profile round escutcheon Rose: 52mm Proj: 5mm	\$65	\$65	\$70	\$70	\$75

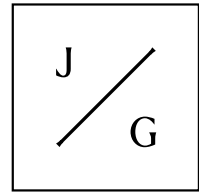
CONTOUR



	PRODUCT CODE	EXAMPLE ORDER CODE	DESCRIPTION	BN/CSB/PC/PN	BBW/PBW	MABW/DBZW	CBB/CPB	CMAB/CDBZ
	CP1159.01	CP1159.01.BN	Contour solid brass cabinet pull Dia: 20mm, Proj: 14mm Also available with split finish inlay on request.	\$120	\$125	\$130	\$135	\$140
	CP1159.02	CP1159.02.BN	Contour solid brass cabinet pull Dia: 30mm, Proj: 21mm Also available with split finish inlay on request.	\$135	\$140	\$150	\$155	\$160
	CP1160.01	CP1160.01.BN	Contour solid brass T-Bar cabinet pull with anti-rotation pin L: 68mm, Proj: 38mm Also available with split finish inlay on request.	\$250	\$260	\$270	\$280	\$290

CALA & COVE

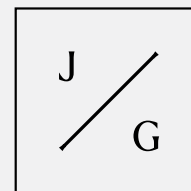
HAND-CAST



	PRODUCT CODE	EXAMPLE ORDER CODE	DESCRIPTION	BN/CSB/PC/PN	BBW/PBW	MABW/DBZW	CBB/CPB	CMAB/CDBZ
	CP1166.01	CP1166.01.BN	Cove Skim solid brass cabinet pull H: 27mm, W: 27mm, Proj: 17mm	\$150	\$155	\$165	\$170	\$175
	CP1166.02	CP1166.02.BN	Cove Skim solid brass cabinet pull H: 41mm, W: 43mm, Proj: 20mm	\$165	\$170	\$180	\$185	\$190
	CP1166.03	CP1166.03.BN	Cove Skim solid brass cabinet pull H: 55mm, W: 55mm, Proj: 27mm	\$175	\$185	\$190	\$200	\$205
	CP1165.03	CP1165.03.BN	Cove solid brass cabinet pull H: 45mm, W: 33mm, Proj: 27mm	\$175	\$180	\$185	\$195	\$200
	CP1165.04	CP1165.04.BN	Cove solid brass cabinet pull H: 52mm, W: 38mm, Proj: 31mm	\$185	\$195	\$200	\$210	\$215
	CP1165.06	CP1165.06.BN	Cove solid brass cabinet pull H: 65mm, W: 48mm, Proj: 39mm	\$200	\$210	\$220	\$225	\$235
	CH1132.02.RH	CH1132.02.RH.BN	Cove solid Bronze cabinet handle H: 87mm, W: 63mm, Proj: 37mm	\$290	\$300	\$310	\$325	\$335
	CH1132.03.RH	CH1132.03.RH.BN	Cove solid Bronze cabinet handle H: 100mm, W: 72mm, Proj: 40mm	\$340	\$350	\$365	\$380	\$395
	CP1168.01	CP1168.01.BN	Cala solid brass cabinet pull H: 30mm, W: 17mm, Proj: 24mm	\$175	\$180	\$185	\$195	\$200
	CP1168.02	CP1168.02.BN	Cala solid brass cabinet pull H: 40mm, W: 18mm, Proj: 30mm	\$185	\$195	\$200	\$210	\$215
	CP1168.03	CP1168.03.BN	Cala solid brass cabinet pull H: 50mm, W: 21mm, Proj: 36mm	\$200	\$210	\$220	\$225	\$235

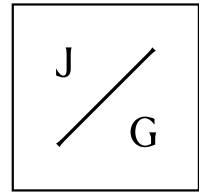
COVE





HAND-CAST



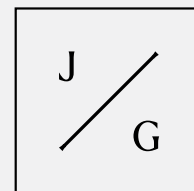
	PRODUCT CODE	EXAMPLE ORDER CODE	DESCRIPTION	BN/CSB/PC/PN	BBW/PBW	MABW/DBZW	CBB/CPB	CMAB/CDBZ
	LV1226.01.PR	LV1208.01.PR.BN.SPBEARING	Cove pair of solid brass lever handles with round rosettes O/A L: 144mm Proj: 63mm Rose: 55mm	\$1,180	\$1,065	\$1,105	\$1,145	\$1,185
	DK1081.01	DK1081.01.RH.BN.BEARING	Cove door knob Width: 79mm, Proj: 70mm, Rose: 55mm	\$510	\$1,065	\$1,105	\$1,145	\$1,185
	TT1149.01	TT1149.01.BN	Cove privacy thumb turn Rose: 43mm	\$240	\$250	\$260	\$270	\$280
	TT1149.02	TT1149.02.BN	Cove privacy thumb turn Rose: 55mm	\$255	\$265	\$275	\$285	\$295
	RL1036.01	RL1036.01.BN	Cove emergency coin release Rose: 43mm	\$125	\$130	\$135	\$140	\$145
	RL1036.02	RL1036.02.BN	Cove emergency coin release Rose: 55mm	\$140	\$145	\$150	\$155	\$160
	ES1118.02	ES1118.02.BN	Cove escutcheon Dia: 55mm, Proj: 7mm	\$130	\$135	\$140	\$145	\$150

DARLINGTON



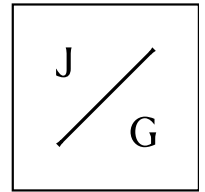
	PRODUCT CODE	EXAMPLE ORDER CODE	DESCRIPTION	BN/CSB/PC/PN	BBW/PBW	MABW/DBZW	CBB/CPB	CMAB/CDBZ
	LV1158.01.PR	LV1158.01.PR.BN.SPBEARING	Darlington pair of solid brass lever handles with round rosettes O/A L: 143mm Proj: 69mm Rose: 54mm	\$800	\$830	\$865	\$895	\$925
	TT1122.01	TT1122.01.BN	Darlington privacy thumb turn with round rose Proj: 50mm, Rose: 42mm dia	\$265	\$275	\$285	\$295	\$305
	TT1122.02	TT1122.02.BN	Darlington privacy thumb turn with round rose Proj: 50mm, Rose: 54m dia	\$275	\$285	\$295	\$310	\$320
	RL1024.01	RL1024.01.BN	Darlington emergency release dome turn with round rose Rose: 42mm dia	\$125	\$130	\$135	\$140	\$145
	RL1024.02	RL1024.02.BN	Darlington emergency release dome turn with round rose Rose: 54m dia	\$140	\$145	\$150	\$155	\$160
	ES1075.02	ES1075.02.BN	Darlington solid brass Euro cylinder profile escutcheon Proj: 8mm, Rose: 54m dia	\$100	\$105	\$110	\$115	\$120

DARLINGTON



	PRODUCT CODE	EXAMPLE ORDER CODE	DESCRIPTION	BN/CSB/PC/PN	BBW/PBW	MABW/DBZW	CBB/CPB	CMAB/CDBZ
	LV1205.01	LV1205.01.PR.BN.SPBEARING	Darlington pair of solid brass 143mm levers on 286mm x 54mm backplates with 67mm overall projection including plate.	\$1,190	\$1,235	\$1,285	\$1,330	\$1,380
	LV1206.01	LV1206.01.PR.BN.SPBEARING	Darlington pair of solid brass 143mm levers on 286mm x 54mm backplates with Euro cutout and 67mm overall projection including plate.	\$1,230	\$1,280	\$1,330	\$1,380	\$1,430
	LV1207.01	LV1207.01.PR.BN.SPBEARING	Darlington pair of solid brass 143mm levers on 286mm x 54mm backplates with privacy turn & release and 67mm overall projection.	\$1,580	\$1,640	\$1,705	\$1,770	\$1,830

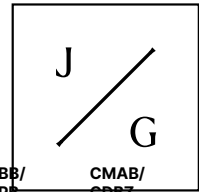
DARLINGTON II









	PRODUCT CODE	EXAMPLE ORDER CODE	DESCRIPTION	BN/CSB/PC/PN	BBW/PBW	MABW/DBZW	CBB/CPB	CMAB/CDBZ
	LV1160.01.PR	LV1160.01.PR.BN.SPBEARING	Darlington II pair of solid brass lever handles with ornate round rosettes O/A L: 143mm Proj: 69mm Rose: 54mm	\$835	\$870	\$900	\$935	\$970
	TT1135.01	TT1135.01.BN	Darlington II privacy thumb turn with ornate rose Proj: 50mm, Rose: 42mm dia	\$270	\$280	\$290	\$305	\$315
	TT1135.02	TT1135.02.BN	Darlington II privacy thumb turn with ornate rose Proj: 50mm, Rose: 54m dia	\$280	\$295	\$305	\$315	\$325
	RL1026.01	RL1026.01.BN	Darlington II emergency release dome turn with ornate rose Rose: 42mm dia	\$135	\$140	\$145	\$150	\$155
	RL1026.02	RL1026.02.BN	Darlington II emergency release dome turn with ornate round rose Rose: 54m dia	\$145	\$150	\$155	\$160	\$170
	ES1074.02	ES1074.02.BN	Darlington II solid brass ornate escutcheon with Euro cylinder profile Proj: 6mm, Rose: 54m dia	\$115	\$120	\$125	\$130	\$135

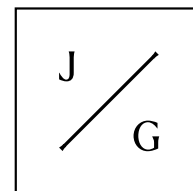
Retail pricing incl. GST. This pricelist published & distributed by The English Tapware Company, Australia. This document supersedes all previous pricelists and is subject to change without notice. E+OE. Issued on 01 June 2026. V044INTD-JG. Telephone VIC: 03 918 1403 NSW: 02 9362 4736. WWW.ENGLISHTAPWARE.COM.AU





DARLINGTON



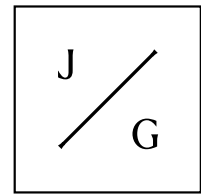
	PRODUCT CODE	EXAMPLE ORDER CODE	DESCRIPTION	BN/CSB/PC/PN	BBW/PBW	MABW/DBZW	CB8/CP8	CMAB/CD8Z
	DK1064.01	DK1064.01.PR.BN.BEARING	Darlington door knob, dia: 65mm, proj: 73mm, with 54mm ornate rose (pair)	\$920	\$960	\$995	\$1,030	\$1,070
	DK1068.01	DK1068.01.PR.BN.BEARING	Darlington door knob, dia: 65mm, proj: 73mm, with 54mm ornate rose (pair)	\$920	\$960	\$995	\$1,030	\$1,070
	CP1164.01	CP1164.01.BN	Darlington solid brass cabinet pull 19mm dia, 23mm proj.	\$120	\$125	\$130	\$135	\$140
	CP1164.02	CP1164.02.BN	Darlington solid brass cabinet pull 26mm dia, 31mm proj.	\$130	\$135	\$140	\$145	\$150
	CP1164.03	CP1164.03.BN	Darlington solid brass cabinet pull 30mm dia, 36mm proj.	\$135	\$140	\$150	\$155	\$160
	CH1130.01	CH1130.01.BN	Darlington solid brass cabinet pull handle 211mm o/a, 192mm centres, 39mm proj.	\$215	\$225	\$235	\$240	\$250
	CH1130.02	CH1130.02.BN	Darlington solid brass cabinet pull handle 271mm o/a, 257mm centres, 39mm proj.	\$230	\$240	\$250	\$260	\$265
	SF1096.02	SF1096.02.BN	Darlington rectangular sliding door pull H: 175mm, W: 58mm, D:13mm	\$675	\$705	\$730	\$760	\$785
	SF1096.03	SF1096.03.BN	Darlington rectangular sliding door pull H: 268mm, W: 58mm, D:13mm	\$785	\$815	\$850	\$880	\$910
	SF1096.04	SF1096.04.BN	Darlington rectangular sliding door pull H: 380mm, W: 58mm, D:13mm	\$855	\$890	\$925	\$960	\$995
	SF1097.02.TT	SF1097.02.TT.BN	Darlington rectangular sliding door pull with privacy turn H: 175mm, W: 58mm, D:13mm	\$765	\$795	\$825	\$855	\$885
	SF1097.03.TT	SF1097.03.TT.BN	Darlington rectangular sliding door pull with privacy turn H: 268mm, W: 58mm, D:13mm	\$870	\$905	\$940	\$975	\$1,010
	SF1097.04.TT	SF1097.04.TT.BN	Darlington rectangular sliding door pull with privacy turn H: 380mm, W: 58mm, D:13mm	\$945	\$980	\$1,020	\$1,055	\$1,095
	SF1097.02.RL	SF1097.02.RL.BN	Darlington rectangular sliding door pull with release H: 175mm, W: 58mm, D:13mm	\$715	\$740	\$770	\$800	\$825
	SF1097.03.RL	SF1097.03.RL.BN	Darlington rectangular sliding door pull with release H: 268mm, W: 58mm, D:13mm	\$820	\$855	\$885	\$920	\$950
	SF1097.04.RL	SF1097.04.RL.BN	Darlington rectangular sliding door pull with release H: 380mm, W: 58mm, D:13mm	\$895	\$930	\$965	\$1,000	\$1,035





DEWHURST

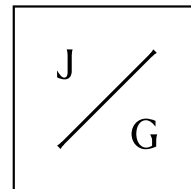






	PRODUCT CODE	EXAMPLE ORDER CODE	DESCRIPTION	BN/CSB/PC/PN	BBW/PBW	MABW/DBZW	CBB/CPB	CMAB/CDBZ
	CP1131.01	CP1131.01.BN	Dewhurst II cabinet pull with round stem and anti-rotation pin H: 50mm, W: 26mm, Proj: 32mm	\$185	\$195	\$200	\$210	\$215
	CP1132.01	CP1132.01.BN	Dewhurst III cabinet pull with square stem and anti-rotation pin H: 50mm, W: 26mm, Proj: 32mm	\$240	\$245	\$255	\$265	\$275
	CH1098.01	CH1098.01.BN	Dewhurst II cabinet handle O/A: 188mm, Centres: 128mm, Proj: 30mm	\$275	\$285	\$295	\$305	\$315
	CH1098.02	CH1098.02.BN	Dewhurst II cabinet handle O/A: 252mm, Centres: 192mm, Proj: 30mm	\$295	\$305	\$320	\$330	\$340
	DP1019.01.SGL. SGL-BT-TM	DP1019.01.SGL.SGL- BT-TM.BN	Dewhurst single door pull O/A: 400mm, Centres: 300mm, Proj: 58mm, W: 44mm	\$830	\$860	\$895	\$925	\$960

DEWHURST



	PRODUCT CODE	EXAMPLE ORDER CODE	DESCRIPTION	BN/CSB/PC/PN	BBW/PBW	MABW/DBZW	CBB/CPB	CMAB/CDBZ
	LV1052.01.PR	LV1052.01.PR.BN.SPBEARING	Dewhurst lever handle O/A L: 148mm Proj: 69mm Rose: 56mm	\$1,280	\$1,335	\$1,385	\$1,435	\$1,485
	TT1059.01	TT1059.01.BN	Dewhurst thumb turn - square Deco 44mm rose	\$225	\$235	\$245	\$255	\$260
	TT1059.02	TT1059.02.BN	Dewhurst thumb turn - square Deco 56mm rose	\$235	\$245	\$255	\$265	\$275
	RL1020.01	RL1020.01.BN	Dewhurst coin release 44mm rose	\$145	\$155	\$160	\$165	\$170
	RL1020.02	RL1020.02.BN	Dewhurst coin release 44mm rose	\$160	\$165	\$170	\$175	\$185
	ES1072.02	ES1072.02.BN	Dewhurst escutcheon 56mm rose	\$150	\$155	\$165	\$170	\$175

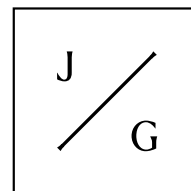






	PRODUCT CODE	EXAMPLE ORDER CODE	DESCRIPTION	BN/CSB/PC/PN	BBW/PBW	MABW/DBZW	CBB/CPB	CMAB/CDBZ
	DK1060.01	DK1060.01.PR.BN. BEARING	Fentiman door knob Height: 80mm, Proj: 73mm, Rose: 54mm	\$980	\$1,020	\$1,060	\$1,095	\$1,135
	TT1079.01	TT1079.01.BN	Oval privacy thumb turn with ornate rose Rose: 42mm dia	\$220	\$230	\$240	\$245	\$255
	TT1079.02	TT1079.02.BN	Oval privacy thumb turn with ornate rose Rose: 54mm dia	\$230	\$240	\$250	\$260	\$270
	RL1026.01	RL1026.01.BN	Emergency release dome turn with ornate rose Rose: 42mm dia	\$135	\$140	\$145	\$150	\$155
	RL1026.02	RL1026.02.BN	Emergency release dome turn with ornate rose Rose: 54m dia	\$145	\$150	\$155	\$160	\$170
	ES1074.02	ES1074.02.BN	Solid brass ornate escutcheon with Euro cylinder profile Rose: 54mm dia, Proj: 6mm	\$115	\$120	\$125	\$130	\$135



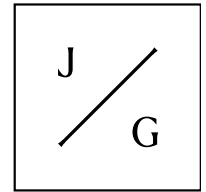
FONTEYN

MINIMALIST

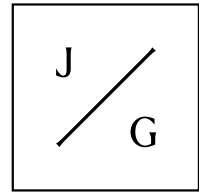


	PRODUCT CODE	EXAMPLE ORDER CODE	DESCRIPTION	BN/CSB/PC/PN	BBW/PBW	MABW/DBZW	CBB/CPB	CMAB/CDBZ
	LV1149.01.PR	LV1149.01.PR.BN	Fonteyn pair of solid brass lever handles with minimalist rose O/A L: 140mm Proj: 58mm Stem: 22mm dia.	\$520	\$540	\$560	\$580	\$600
	RL1028.01	RL1028.01.BN	Emergency release round turn with roseless rose Dia: 22mm	\$85	\$90	\$95	\$95	\$100
	TT1084.01	TT1084.01.BN	Fonteyn privacy thumb turn with roseless rose Proj: 19mm	\$145	\$150	\$155	\$160	\$165
	ES1101.01	ES1101.01.BN	Solid brass minimalist escutcheon with Euro cylinder profile W:24mm H:40mm D:9mm	\$95	\$100	\$105	\$110	\$115

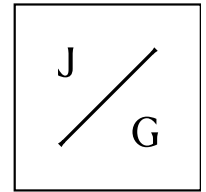
Retail pricing incl. GST. This pricelist published & distributed by The English Tapware Company, Australia. This document supersedes all previous pricelists and is subject to change without notice. E+OE. Issued on 01 June 2026. V044INTD-JG. Telephone VIC: 03 918 1403 NSW: 02 9362 4736. WWW.ENGLISHTAPWARE.COM.AU










	PRODUCT CODE	EXAMPLE ORDER CODE	DESCRIPTION	BN/CSB/PC/PN	BBW/PBW	MABW/DBZW	CBB/CPB	CMAB/CDBZ
	TT1138.01	TT1138.01.LH.BN	Fonteyn Easy Use privacy thumb turn - round rose L: 60mm Proj: 30mm Rose: 40mm	\$200	\$210	\$215	\$225	\$235
	TT1138.02	TT1138.02.LH.BN	Fonteyn Easy Use privacy thumb turn - round rose L: 60mm Proj: 30mm Rose: 52mm	\$210	\$220	\$230	\$240	\$245
	TT1140.01	TT1140.01.LH.BN	Fonteyn Easy Use privacy thumb turn - Minimalist rose L: 60mm Proj: 26mm Stem: 20mm dia.	\$160	\$170	\$175	\$180	\$190
	LV1199.01	LV1199.01.PR.BN.SPBEARING	Fonteyn pair of solid brass 140mm levers on 286mm x 54mm backplates with 62mm overall projection including plate.	\$985	\$1,025	\$1,065	\$1,105	\$1,145
	LV1201.01	LV1201.01.PR.BN.SPBEARING	Fonteyn pair of solid brass 140mm levers on 286mm x 54mm backplates with Euro cutout and 62mm overall projection including plate.	\$1,050	\$1,095	\$1,135	\$1,175	\$1,220
	LV1200.01	LV1200.01.PR.BN.SPBEARING	Fonteyn pair of solid brass 140mm levers on 286mm x 54mm backplates with privacy turn & release and 62mm overall projection.	\$1,300	\$1,350	\$1,405	\$1,455	\$1,510

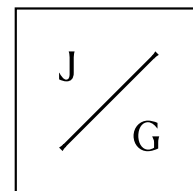







	PRODUCT CODE	EXAMPLE ORDER CODE	DESCRIPTION	BN/CSB/PC/PN	BBW/PBW	MABW/DBZW	CBB/CPB	CMAB/CDBZ
	LV1045.01.PR	LV1045.01.PR.BN.SPBEARING	Fonteyn pair of solid brass lever handles with round rose O/A L: 140mm Proj: 58mm Rose: 52mm dia.	\$680	\$710	\$735	\$760	\$790
	TT1056.01	TT1056.01.BN	Fonteyn privacy thumb turn with round rose Rose: 40mm dia.	\$185	\$190	\$200	\$205	\$210
	TT1056.02	TT1056.02.BN	Fonteyn privacy thumb turn with round rose Rose: 52mm dia.	\$195	\$200	\$210	\$220	\$225
	RL1015.01	RL1015.01.BN	Solid brass emergency release for privacy locks with round rose Slot: 22mm Proj: 9mm Rose: 40mm	\$110	\$115	\$120	\$125	\$130
	RL1015.02	RL1015.02.BN	Solid brass emergency release for privacy locks with round rose Slot: 22mm Proj: 9mm Rose: 52mm	\$120	\$125	\$130	\$135	\$140
	ES1070.02	ES1070.02.BN	Solid brass Euro cylinder profile round escutcheon Rose: 52mm Proj: 5mm	\$65	\$65	\$70	\$70	\$75

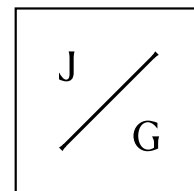




	PRODUCT CODE	EXAMPLE ORDER CODE	DESCRIPTION	BN/CSB/PC/PN	BBW/PBW	MABW/DBZW	CBB/CPB	CMAB/CDBZ
	CP1119.01	CP1119.01.BN	Fonteyn solid brass cabinet pull L: 20mm, Proj: 28mm	\$90	\$95	\$95	\$100	\$105
	CP1119.02	CP1119.02.BN	Fonteyn solid brass cabinet pull L: 35mm, Proj: 28mm	\$100	\$105	\$110	\$115	\$115
	CH1136.01	CH1136.01.BN	Fonteyn II solid brass cabinet handle L: 142mm, C: 128mm, Proj: 38mm			Coming soon		
	CH1136.02	CH1136.02.BN	L: 206mm, C: 192mm, Proj: 38mm			Coming soon		
	CH1136.03	CH1136.03.BN	L: 302mm, C: 288mm, Proj: 38mm			Coming soon		
	DP1024.01	DP1024.01.SGL.SGL-BT-TM.BN	Fonteyn single door pull	\$1,010	\$1,050	\$1,090	\$1,130	\$1,170
	AP1001.04	AP1001.04.BN	Fonteyn solid brass appliance pull handle Centres: 382mm O/A L: 400mm Proj: 46mm Dia: 18mm	\$380	\$395	\$410	\$425	\$440
	AP1001.06	AP1001.06BN	Fonteyn solid brass appliance pull handle Centres: 582mm O/A L: 600mm Proj: 46mm Dia: 18mm	\$425	\$440	\$460	\$475	\$495
	CH1085.01	CH1085.01.BN	Fonteyn solid brass cabinet handle L: 110mm, C: 92mm, Proj: 31mm	\$125	\$130	\$135	\$140	\$145
	CH1085.02	CH1085.02.BN	Fonteyn solid brass cabinet handle L: 220mm, C: 192mm, Proj: 31mm	\$140	\$145	\$150	\$155	\$165
	CH1085.03	CH1085.03.BN	Fonteyn solid brass cabinet handle L: 330mm, C: 288mm, Proj: 31mm	\$160	\$165	\$170	\$175	\$185
	HK1005.01	HK1005.01.BN	Fonteyn solid brass Hook H: 28mm, W: 18mm, Proj: 42mm	\$115	\$120	\$125	\$130	\$135
	BA1040.01	BA1040.01.BN	Fonteyn solid brass towel rail L: 530mm, C: 500mm, Proj: 80mm	\$1,190	\$1,235	\$1,285	\$1,330	\$1,380

FONTEYN II

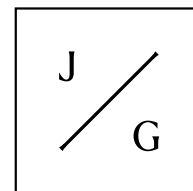


	PRODUCT CODE	EXAMPLE ORDER CODE	DESCRIPTION	BN/CSB/PC/PN	BBW/PBW	MABW/DBZW	CBB/CPB	CMAB/CDBZ
	LV1126.01.PR	LV1126.01.PR.BN. SPBEARING	Fonteyn II pair of solid brass lever handles with tapered round rose O/A L: 140mm Proj: 58mm Rose: 52mm dia.	\$740	\$770	\$800	\$830	\$860
	TT1078.01	TT1078.01.BN	Fonteyn II privacy thumb turn with Tapered rose Rose: 42mm dia Proj: 25mm	\$200	\$205	\$215	\$225	\$230
	TT1078.02	TT1078.02.BN	Fonteyn II privacy thumb turn with Tapered rose Rose: 54mm dia Proj: 25mm	\$210	\$220	\$225	\$235	\$245
	TT1139.01	TT1139.01.LH.BN TT1139.01.RH.BN	Fonteyn Easy Use privacy thumb turn - round tapered rose L: 60mm Proj: 33mm Rose: 40mm	\$215	\$225	\$235	\$245	\$250
	TT1139.02	TT1139.02.LH.BN TT1139.02.RH.BN	Fonteyn Easy Use privacy thumb turn - round tapered rose L: 60mm Proj: 33mm Rose: 52mm	\$230	\$235	\$245	\$255	\$265
	RL1027.01	RL1027.01.BN	Emergency release dome turn with Tapered rose Rose: 42mm dia Proj: 11mm	\$125	\$130	\$135	\$140	\$145
	RL1027.02	RL1027.02.BN	Emergency release dome turn with Tapered rose Rose: 54mm dia Proj: 11mm	\$140	\$145	\$150	\$155	\$160
	ES1079.02	ES1079.02.BN	Solid brass tapered escutcheon with Euro cylinder profile Rose: 54mm Proj: 8mm	\$100	\$105	\$110	\$115	\$120



	PRODUCT CODE	EXAMPLE ORDER CODE	DESCRIPTION	BN/CSB/PC/PN	BBW/PBW	MABW/DBZW	CBB/CPB	CMAB/CDBZ
	BA1033.01	BA1033.01.BN	Fonteyn solid brass toilet roll holder L: 140mm, Proj: 72mm	\$390	\$410	\$425	\$440	\$455
	WN1056.01	WN1056.01.LH.BN WN1056.01.RH.BN	Fonteyn solid brass casement window set - handed Handle: 118mm, Tab: 24mm	\$570	\$595	\$615	\$640	\$660
	WN1056.02	WN1056.02.LH.BN WN1056.02.RH.BN	Fonteyn solid brass casement window set - handed Handle: 118mm, Tab: 32mm	\$570	\$595	\$615	\$640	\$660
	WN1060.01	WN1060.01.LH.BN WN1060.01.RH.BN	Fonteyn solid brass espagnolette window handle left handed, L: 120mm, Plate 64mm x 22mm	\$530	\$550	\$570	\$595	\$615
	HB1001.01	HB1001.01.BN	Fonteyn solid brass handrail bracket H: 89mm, Proj: 78mm Rose: 52mm	\$390	\$405	\$420	\$435	\$450

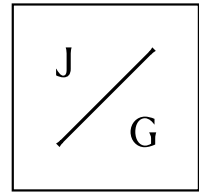
HAMMERED



	PRODUCT CODE	EXAMPLE ORDER CODE	DESCRIPTION	BN/CSB/PC/PN	BBW/PBW	MABW/DBZW	CBB/CPB	CMAB/CDBZ
	LV1047.01.PR	LV1047.01.PR.BN.SPBEARING	Rolled & Hammered pair of solid brass lever handles with round rose O/A L: 151mm Proj: 64mm Rose: 52mm dia.	\$1,115	\$1,160	\$1,205	\$1,250	\$1,295
	TT1113.01	TT1113.01.BN	Barrel II privacy thumb turn with round rose. Knob: 22mm dia. Proj: 31mm Rose: 40mm	\$170	\$180	\$185	\$195	\$200
	TT1113.02	TT1113.02.BN	Barrel II privacy thumb turn with round rose. Knob: 22mm dia. Proj: 31mm Rose: 52mm	\$185	\$190	\$200	\$205	\$215
	RL1015.01	RL1015.01.BN	Solid brass emergency release for privacy locks with round rose Slot: 22mm Proj: 9mm Rose: 40mm	\$110	\$115	\$120	\$125	\$130
	RL1015.02	RL1015.02.BN	Solid brass emergency release for privacy locks with round rose Slot: 22mm Proj: 9mm Rose: 52mm	\$120	\$125	\$130	\$135	\$140
	ES1070.02	ES1070.02.BN	Solid brass Euro cylinder profile round escutcheon Rose: 52mm Proj: 5mm	\$65	\$65	\$70	\$70	\$75



HAMMERED

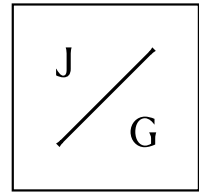


	PRODUCT CODE	EXAMPLE ORDER CODE	DESCRIPTION	BN/CSB/PC/PN	BBW/PBW	MABW/DBZW	CBB/CPB	CMAB/CDBZ
	DK1037.01.PR	DK1037.01.PR.BN.BEARING	Intricately Hammered solid brass oval door knob Height: 73mm, Proj: 74mm, Rose: 54mm	\$1,280	\$1,335	\$1,385	\$1,435	\$1,485
	TT1049.01	TT1049.01.BN	Oval privacy thumb turn with tapered rose Rose: 42mm dia Proj: 34mm	\$210	\$220	\$225	\$235	\$245
	TT1049.02	TT1049.02.BN	Oval privacy thumb turn with Tapered rose Rose: 54mm dia Proj: 34mm	\$220	\$230	\$240	\$245	\$255
	RL1027.01	RL1027.01.BN	Emergency release dome turn with Tapered rose Rose: 42mm dia Proj: 11mm	\$125	\$130	\$135	\$140	\$145
	RL1027.02	RL1027.02.BN	Emergency release dome turn with Tapered rose Rose: 54mm dia Proj: 11mm	\$140	\$145	\$150	\$155	\$160
	ES1079.02	ES1079.02.BN	Solid brass tapered escutcheon Euro cylinder profile Rose: 54mm Proj: 8mm	\$100	\$105	\$110	\$115	\$120



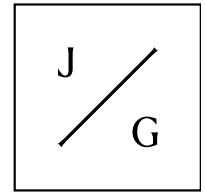
Golden Light
Design: Arent&Pyke
Photography: Anson Smar
Featuring Flush Pull in MABW

HAMMERED



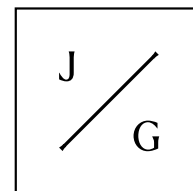
	PRODUCT CODE	EXAMPLE ORDER CODE	DESCRIPTION	BN/CSB/PC/PN	BBW/PBW	MABW/DBZW	CBB/CPB	CMAB/CDBZ
	CH1082.01	CH1082.01.BN	Hammered half-moon cabinet handle L: 80mm, W: 40mm Proj: 25mm	\$420	\$435	\$450	\$470	\$485
	CH1082.02	CH1082.02.BN	Hammered half-moon cabinet handle L: 100mm, W: 50mm Proj: 25mm	\$455	\$470	\$490	\$510	\$525
	CH1082.03	CH1082.03.BN	Hammered half-moon cabinet handle L: 120mm, W: 60mm Proj: 25mm	\$500	\$520	\$540	\$560	\$580
	CH1082.04	CH1082.04.BN	Hammered half-moon cabinet handle L: 150mm, W: 75mm Proj: 25mm	\$650	\$675	\$700	\$725	\$750
	DP1025.11	DP1025.11.SGL. SGL-BT-TM.BN	Hammered single half-moon door pull for timber (TM) or glass (GL) doors L: 200mm, W: 100mm Proj: 36mm	\$1,295	\$1,350	\$1,400	\$1,450	\$1,505
	DP1025.12	DP1025.12.SGL. SGL-BT-TM.BN	L: 250mm, W: 125mm Proj: 36mm	\$1,585	\$1,645	\$1,710	\$1,775	\$1,835
	DP1025.13	DP1025.13.SGL. SGL-BT-TM.BN	L: 300mm, W: 150mm Proj: 36mm	\$1,945	\$2,020	\$2,100	\$2,175	\$2,255
	DP1025.11	DP1025.11.PR. PR-TM.BN	Hammered pair of half-moon door pull for timber (TM) or glass (GL) doors L: 200mm, W: 100mm Proj: 36mm					
	DP1025.12	DP1025.12.PR. PR-TM.BN	L: 250mm, W: 125mm Proj: 36mm					
	DP1025.13	DP1025.13.PR. PR-TM.BN	L: 300mm, W: 150mm Proj: 36mm					

HAMMERED



	PRODUCT CODE	EXAMPLE ORDER CODE	DESCRIPTION	BN/CSB/PC/PN	BBW/PBW	MABW/DBZW	CBB/CPB	CMAB/CDBZ
	CP1014.01	CP1014.01.BN	Hammered cabinet pull L: 30mm, Proj: 33mm	\$230	\$240	\$250	\$260	\$265
	CP1014.02	CP1014.02.BN	Hammered cabinet pull L: 40mm, Proj: 33mm	\$245	\$255	\$265	\$275	\$285
	CH1036.03	CH1036.03.BN	Hammered cabinet handle L: 120mm, C: 80mm, Proj: 30mm	\$340	\$350	\$365	\$380	\$395
	CH1036.04	CH1036.04.BN	Hammered cabinet handle L: 200mm, C: 160mm, Proj: 30mm	\$365	\$380	\$395	\$410	\$425
	DP1029.01	DP1029.01.SGL.SGL-BT-TM.BN	Hammered door pull for timber (TM) or glass (GL) doors L: 200mm, W: 50mm Proj: 38mm	\$935	\$975	\$1,010	\$1,050	\$1,085
	DP1029.02	DP1029.02.SGL.SGL-BT-TM.BN	L: 300mm, W: 50mm Proj: 38mm	\$1,080	\$1,125	\$1,165	\$1,210	\$1,255
	DP1029.03	DP1029.03.SGL.SGL-BT-TM.BN	L: 400mm, W: 50mm Proj: 38mm	\$1,260	\$1,310	\$1,360	\$1,410	\$1,460
	DP1029.01	DP1029.01.PR.PR-TM.BN	Hammered door pull for timber (TM) or glass (GL) doors L: 200mm, W: 50mm Proj: 38mm	\$1,910	\$1,985	\$2,060	\$2,135	\$2,215
	DP1029.02	DP1029.02.PR.PR-TM.BN	L: 300mm, W: 50mm Proj: 38mm	\$2,195	\$2,285	\$2,370	\$2,460	\$2,545
	DP1029.03	DP1029.03.PR.PR-TM.BN	L: 400mm, W: 50mm Proj: 38mm	\$2,555	\$2,660	\$2,760	\$2,865	\$2,965

HAMMERED

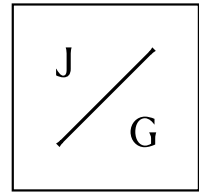





	PRODUCT CODE	EXAMPLE ORDER CODE	DESCRIPTION	BN/CSB/PC/PN	BBW/PBW	MABW/DBZW	CBB/CPB	CMAB/CDBZ
	CP1149.01	CP1149.01.BN	Rolled & Hammered solid brass cabinet pull with round rose and anti-rotation pin L: 55mm, Proj: 37mm, Rose: 18mm	\$225	\$230	\$240	\$250	\$260
	CH1012.01	CH1012.01.BN	Rolled & Hammered solid brass cabinet handle L: 192mm, C: 128mm, Proj: 39mm	\$310	\$320	\$335	\$345	\$355
	CH1012.02	CH1012.02.BN	Rolled & Hammered solid brass cabinet handle L: 256mm, C: 192mm, Proj: 39mm	\$335	\$350	\$365	\$375	\$390
	CH1012.03	CH1012.03.BN	Rolled & Hammered solid brass cabinet handle L: 288mm, C: 224mm, Proj: 39mm	\$375	\$390	\$405	\$420	\$435
	DP1055.01	DP1055.01.SGL. SGL-BT-GL.BN	Rolled & Hammered single door pull for timber (TM) or glass (GL) doors, option for secret fix (SF) L: 450mm, Centres: 300mm W: 24mm Proj: 56mm	\$1,230	\$1,280	\$1,330	\$1,380	\$1,430
	DP1055.01	DP1055.01.PR. PR-TM.BN	Rolled & Hammered pair of door pulls for timber (TM) or glass (GL) doors. L: 450mm, Centres: 300mm W: 24mm Proj: 56mm	\$2,500	\$2,600	\$2,700	\$2,800	\$2,900

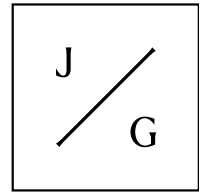


Bay House
Design: Arent&Pyke
Photography: Anson Smarl
Featuring Hammered Pulls in MABW

HAMMERED

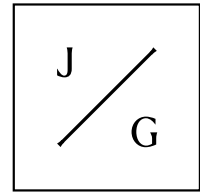





PRODUCT CODE	EXAMPLE ORDER CODE	DESCRIPTION	BN/CSB/PC/PN	BBW/PBW	MABW/DBZW	CBB/CPB	CMAB/CDBZ	
	EP1012.01	EP1012.01.BN	Cube solid brass cabinetry edge pull with Intricately Hammered Texture L: 50mm, Visible Face: 45mm	\$165	\$175	\$180	\$185	\$195
	EP1012.02	EP1012.02.BN	Cube solid brass cabinetry edge pull with Intricately Hammered Texture L: 100mm, Visible Face: 45mm	\$205	\$215	\$220	\$230	\$240
	EP1012.10	EP1012.10.BN	Cube solid brass cabinetry edge pull with Intricately Hammered Texture L: 150mm, Visible Face: 45mm	\$185	\$195	\$200	\$210	\$215

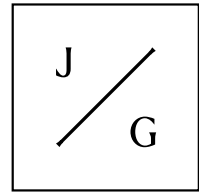




	PRODUCT CODE	EXAMPLE ORDER CODE	DESCRIPTION	BN/CSB/PC/PN	BBW/PBW	MABW/DBZW	CBB/CPB	CMAB/CDBZ
	DK1004.01.PR	DK1004.01.PR.BN.BEARING	Huntingford solid brass door knob Knob: 64mm dia, Proj: 72mm, Rose: 61mm	\$870	\$905	\$940	\$975	\$1,010
	TT1086.01	TT1086.01.BN	Oval privacy thumb turn with ridged rose Rose: 42mm dia	\$220	\$230	\$240	\$245	\$255
	TT1086.03	TT1086.03.BN	Oval privacy thumb turn with ridged rose Rose: 61mm rose	\$240	\$250	\$260	\$270	\$280
	RL1034.01	RL1034.01.BN	Emergency release dome turn with ridged rose Rose: 42mm dia	\$135	\$140	\$145	\$150	\$155
	RL1034.02	RL1034.02.BN	Emergency release dome turn with ridged rose Rose: 52mm dia	\$145	\$150	\$155	\$160	\$170
	RL1034.03	RL1034.03.BN	Emergency release dome turn with ridged rose Rose: 61mm rose	\$155	\$160	\$170	\$175	\$180
	ES1080.02	ES1080.02.BN	Solid brass ridged escutcheon with Euro cylinder profile Rose: 52mm Proj: 8mm	\$115	\$120	\$125	\$130	\$135

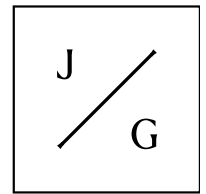
HUNTINGFORD & BUXTON



	PRODUCT CODE	EXAMPLE ORDER CODE	DESCRIPTION	BN/CSB/PC/PN	BBW/PBW	MABW/DBZW	CBB/CPB	CMAB/CDBZ
	CP1104.01	CP1104.01.BN	Huntingford solid brass cabinet pull Dia: 26mm, Proj: 28mm	\$155	\$160	\$165	\$175	\$180
	CP1104.02	CP1104.02.BN	Huntingford solid brass cabinet pull Dia: 35mm, Proj: 31mm	\$165	\$170	\$180	\$185	\$190
	CH1070.01	CH1070.01.BN	Huntingford solid brass cabinet handle L: 180mm, C: 128mm, Proj: 33mm	\$185	\$195	\$200	\$210	\$215
	CH1070.03	CH1070.03.BN	Huntingford solid brass cabinet handle L: 244mm, C: 192mm, Proj: 33mm	\$200	\$210	\$220	\$225	\$235
	CH1070.07	CH1070.07.BN	Huntingford solid brass cabinet handle L: 852mm, C: 800mm, Proj: 33mm	\$440	\$455	\$475	\$490	\$510
	CH1106.01	CH1106.01.BN	Buxton solid brass cup handle L: 96mm, C: 80mm, Proj: 24mm	\$150	\$155	\$160	\$165	\$170



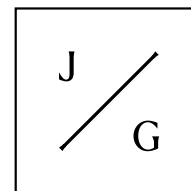
	PRODUCT CODE	EXAMPLE ORDER CODE	DESCRIPTION	BN/CSB/PC/PN	BBW/PBW	MABW/DBZW	CBB/CPB	CMAB/CDBZ
	LV1095.01	LV1095.01.PR.BN.SPBEARING	Hurleigh pair of solid brass lever handles with round reeded rosettes O/A L: 148mm Proj: 69mm Rose: 56mm	\$870	\$905	\$940	\$975	\$1,010
	TT1048.01	TT1048.01.BN	Oval privacy thumb turn on reeded rose Rose :44mm Proj: 34mm	\$215	\$225	\$235	\$240	\$250
	TT1048.02	TT1048.02.BN	Oval privacy thumb turn on round reeded rose Rose: 56mm Proj: 36mm	\$230	\$235	\$245	\$255	\$265
	TT1048.03	TT1048.03.BN	Oval privacy thumb turn on reeded rose Rose: 64mm Proj: 36mm	\$240	\$250	\$260	\$265	\$275
	RL1025.01	RL1025.01.BN	Emergency coin release on round reeded rose Rose: 44mm Proj: 10mm	\$135	\$140	\$145	\$150	\$155
	RL1025.02	RL1025.02.BN	Emergency coin release on round reeded rose Rose: 64mm Proj: 12mm	\$145	\$150	\$155	\$160	\$170
	ES1077.02	ES1077.02.BN	Solid brass reeded escutcheon with Euro cylinder profile Rose: 56mm Proj: 7mm	\$115	\$120	\$125	\$130	\$135



	PRODUCT CODE	EXAMPLE ORDER CODE	DESCRIPTION	BN/CSB/PC/PN	BBW/PBW	MABW/DBZW	CBB/CPB	CMAB/CDBZ
	DK1017.01	DK1017.01.PR.BN.BEARING	Hurleigh solid brass door knob Knob: 55mm dia, Proj: 77mm, Rose: 56mm	\$780	\$810	\$840	\$870	\$900
	DK1017.02	DK1017.02.PR.BN.BEARING	Hurleigh solid brass door knob Knob: 61mm dia, Proj: 80mm, Rose: 64mm	\$785	\$815	\$850	\$880	\$910
	DP1034.01	DP1034.01.SGL.SGL-BT-TM.BN	Hurleigh single door pull for timber (TM) or glass (GL) doors, option for secret fix (SF) L: 321mm, Centres: 300mm W: 21mm Proj: 60mm	\$865	\$900	\$935	\$970	\$1,000
	DP1034.01	DP1034.01.PR.PR-TM.BN	Hurleigh pair of door pulls for timber (TM) or glass (GL) doors. L: 321mm, Centres: 300mm W: 21mm Proj: 60mm	\$1,765	\$1,835	\$1,905	\$1,975	\$2,045
	ED1010.01	ED1010.01.BN	Hurleigh solid brass Statement Entrance door pull Knob: 102mm dia, Proj: 109mm, Rose: 112mm dia	\$1,225	\$1,275	\$1,320	\$1,370	\$1,420
	CP1005.01	CP1005.01.BN	Hurleigh solid brass cabinet pull Dia: 25mm, Proj: 30mm	\$135	\$140	\$145	\$150	\$155
	CP1005.02	CP1005.02.BN	Hurleigh solid brass cabinet pull Dia: 38mm, Proj: 47mm	\$145	\$150	\$155	\$160	\$165
	CH1054.02	CH1054.02.BN	Hurleigh solid brass cabinet handle L: 207mm, C: 192mm, Proj: 39mm	\$215	\$225	\$235	\$240	\$250
	CH1054.03	CH1054.03.BN	Hurleigh solid brass cabinet handle L: 271mm, C: 256mm, Proj: 39mm	\$230	\$240	\$250	\$260	\$265

IRVINE

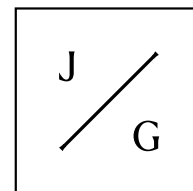
HAND-STITCHED BRIDLE LEATHER



	PRODUCT CODE	EXAMPLE ORDER CODE	DESCRIPTION	BN/CSB/PC/PN	BBW/PBW	MABW/DBZW	CBB/CPB	CMAB/CDBZ
	CP1096.01	CP1096.01.BN	Irvine solid brass cabinet pull with anti-rotation pin W: 49mm, Proj: 34mm	\$145	\$150	\$155	\$160	\$165
	CH1015.01	CH1015.01.BN	Irvine solid brass cabinet handle L: 144mm, C: 96mm, Proj: 34mm	\$185	\$195	\$200	\$210	\$215
	CH1015.02	CH1015.02.BN	Irvine solid brass cabinet handle L: 146mm, C: 128mm, Proj: 34mm	\$210	\$220	\$230	\$240	\$245
	CH1015.03	CH1015.03.BN	Irvine solid brass cabinet handle L: 242mm, C: 224mm, Proj: 34mm	\$245	\$255	\$265	\$275	\$285
	CH1015.04	CH1015.04.BN	Irvine solid brass cabinet handle L: 306mm, C: 288mm, Proj: 34mm	\$275	\$285	\$295	\$305	\$315
	CH1050.01	CH1050.01.BN. JGL01	Irvine solid brass cabinet handle with hand-stitched bridle leather L: 144mm, C: 96mm, Proj: 34mm	\$375	\$390	\$405	\$420	\$435
	CH1050.02	CH1050.02.BN. JGL01	Irvine solid brass cabinet handle with hand-stitched bridle leather L: 146mm, C: 128mm, Proj: 34mm	\$395	\$410	\$430	\$445	\$460
	CH1050.03	CH1050.03.BN. JGL01	Irvine solid brass cabinet handle with hand-stitched bridle leather L: 242mm, C: 224mm, Proj: 34mm	\$445	\$460	\$480	\$495	\$515
	CH1050.04	CH1050.04.BN. JGL01	Irvine solid brass cabinet handle with hand-stitched bridle leather L: 306mm, C: 288mm, Proj: 34mm	\$475	\$495	\$515	\$530	\$550

KH CLASP

BY KELLY HOPPEN



SPLIT FINISHES

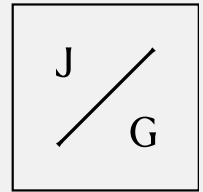
For split finishes, pricing will be the higher-priced finish. Please specify which part you would like in each finish when placing your order.

Your selected primary finish will be applied to the rose and stem of the lever handle, with the secondary finish applied to the cylindrical grip.

	PRODUCT CODE	EXAMPLE ORDER CODE	DESCRIPTION	BN/CSB/PC/PN	BBW/PBW	MABW/DBZW	CBB/CPB	CMAB/CDBZ
	LV1179.01	LV1179.01.PR.BN. SPBEARING.BN	KH Clasp pair of solid brass lever handles with round rosettes O/A L: 145mm Proj: 67mm Rose: 60mm	\$865	\$900	\$935	\$1,450	\$1,555
	TT1113.01	TT1113.01.BN	Barrel II privacy thumb turn with round rose. Knob: 22mm dia. Proj: 31mm Rose: 40mm	\$170	\$180	\$185	\$195	\$200
	TT1113.02	TT1113.02.BN	Barrel II privacy thumb turn with round rose. Knob: 22mm dia. Proj: 31mm Rose: 52mm	\$185	\$190	\$200	\$205	\$215
	RL1015.01	RL1015.01.BN	Solid brass emergency release for privacy locks with round rose Slot: 22mm Proj: 9mm Rose: 40mm	\$110	\$115	\$120	\$125	\$130
	RL1015.02	RL1015.02.BN	Solid brass emergency release for privacy locks with round rose Slot: 22mm Proj: 9mm Rose: 52mm	\$120	\$125	\$130	\$135	\$140
	ES1070.02	ES1070.02.BN	Solid brass round escutcheon with Euro cylinder profile Rose: 52mm Proj: 5mm	\$65	\$65	\$70	\$70	\$75

KH CLASP


BY KELLY HOPPEN



SPLIT FINISHES

For split finishes, pricing will be the higher-priced finish. Please specify which part you would like in each finish when placing your order.

Your selected primary finish will be applied to the rose and stem of the lever handle, with the secondary finish applied to the cylindrical grip.

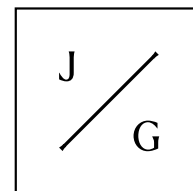






Single door pull glass fixing

	PRODUCT CODE	EXAMPLE ORDER CODE	DESCRIPTION	BN/CSB/PC/PN	BBW/PBW	MABW/DBZW	CBB/CPB	CMAB/CDBZ
	DP1071.01	DP1071.01.SGL.SGL-BT-TM.BN.BN	KH Clasp single door pull for timber (TM) or glass (GL) doors, option for secret fix (SF) L: 348mm, Centres: 300mm W: 24mm Proj: 62mm	\$1,150	\$1,200	\$1,245	\$1,935	\$2,070
	DP1071.01	DP1071.01.PR-PR-TM.BN.BN	KH Clasp pair of door pulls for timber (TM) or glass (GL) doors. L: 348mm, Centres: 300mm W: 24mm Proj: 62mm	\$2,340	\$2,435	\$2,525	\$3,930	\$4,205
	CP1141.01	CP1141.01.BN.BN	KH Clasp solid brass t-bar cabinet pull with anti-rotation pin L: 36mm, Proj: 34mm	\$215	\$225	\$235	\$365	\$390
	CP1141.02	CP1141.02.BN.BN	KH Clasp solid brass t-bar cabinet pull with anti-rotation pin L: 48mm, Proj: 42mm	\$230	\$240	\$250	\$385	\$415
	CH1109.01	CH1109.01.BN	KH Clasp solid brass cabinet handle with anti-rotation pin L: 152mm, C: 128mm, Proj: 34mm	\$340	\$350	\$365	\$380	\$395
	CH1109.02	CH1109.02.BN	KH Clasp solid brass cabinet handle L: 216mm, C: 192mm, Proj: 34mm	\$355	\$370	\$385	\$400	\$415
	CH1109.03	CH1109.03.BN	KH Clasp solid brass cabinet handle L: 312mm, C: 288mm, Proj: 34mm	\$375	\$390	\$405	\$420	\$435
	DS1027.01	DS1027.01.BN	KH Clasp solid brass door stop Dia: 40mm, H: 36mm	\$285	\$295	\$310	\$320	\$330

KH DOT

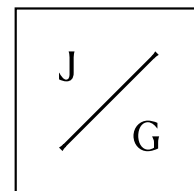
BY KELLY HOPPEN






	PRODUCT CODE	EXAMPLE ORDER CODE	DESCRIPTION	BN/CSB/PC/PN	BBW/PBW	MABW/DBZW	CBB/CPB	CMAB/CDBZ
	LV1180.01	LV1180.01.PR.BN. SPBEARING	KH Dot pair of solid brass lever handles with round rosettes O/A L: 145mm Proj: 68mm Rose: 60mm	\$865	\$900	\$935	\$970	\$1,000
	TT1113.01	TT1113.01.BN	Barrel II privacy thumb turn with round rose. Knob: 22mm dia. Proj: 31mm Rose: 40mm	\$170	\$180	\$185	\$195	\$200
	TT1113.02	TT1113.02.BN	Barrel II privacy thumb turn with round rose. Knob: 22mm dia. Proj: 31mm Rose: 52mm	\$185	\$190	\$200	\$205	\$215
	RL1015.01	RL1015.01.BN	Solid brass emergency release for privacy locks with round rose Slot: 22mm Proj: 9mm Rose: 40mm	\$110	\$115	\$120	\$125	\$130
	RL1015.02	RL1015.02.BN	Solid brass emergency release for privacy locks with round rose Slot: 22mm Proj: 9mm Rose: 52mm	\$120	\$125	\$130	\$135	\$140
	ES1070.02	ES1070.02.BN	Solid brass Euro cylinder profile round escutcheon Rose: 52mm Proj: 5mm	\$65	\$65	\$70	\$70	\$75

KH DOT

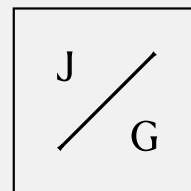
BY KELLY HOPPEN



	PRODUCT CODE	EXAMPLE ORDER CODE	DESCRIPTION	BN/CSB/PC/PN	BBW/PBW	MABW/DBZW	CBB/CPB	CMAB/CDBZ
	DP1072.01	DP1072.01.SGL. SGL-BT-TM.BN.BN	KH Dot single door pull for timber (TM) or glass (GL) doors, option for secret fix (SF) L: 360mm, Centres: 300mm W: 24mm Proj: 60mm	\$1,010	\$1,050	\$1,090	\$1,130	\$1,170
	DP1072.01	DP1072.01.PR. PR-TM.BN.BN	KH Dot pair of door pulls for timber (TM) or glass (GL) doors. L: 360mm, Centres: 300mm W: 24mm Proj: 60mm	\$2,050	\$2,135	\$2,215	\$2,300	\$2,380
	CP1142.01	CP1142.01.BN	KH Dot solid brass t-bar cabinet pull with anti-rotation pin L: 36mm, Proj: 32mm	\$195	\$200	\$210	\$220	\$225
	CP1142.02	CP1142.02.BN	KH Dot solid brass t-bar cabinet pull with anti-rotation pin L: 48mm, Proj: 45mm	\$210	\$215	\$225	\$235	\$240
	CH1110.01	CH1110.01.BN	KH Dot solid brass cabinet handle L: 164mm, C: 128mm, Proj: 32mm	\$230	\$240	\$250	\$260	\$265
	CH1110.02	CH1110.02.BN	KH Dot solid brass cabinet handle L: 228mm, C: 192mm, Proj: 32mm	\$245	\$255	\$265	\$275	\$285
	CH1110.03	CH1110.03.BN	KH Dot solid brass cabinet handle L: 324mm, C: 288mm, Proj: 32mm	\$265	\$275	\$290	\$300	\$310

KH INTERSECT

BY KELLY HOPPEN



SPLIT FINISHES

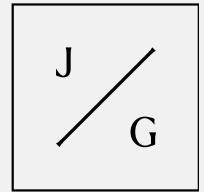
For split finishes, pricing will be the higher-priced finish. Please specify which part you would like in each finish when placing your order.

Your selected primary finish will be applied to the rose and stem of the lever handle, with the secondary finish applied to the cylindrical grip.

	PRODUCT CODE	EXAMPLE ORDER CODE	DESCRIPTION	BN/CSB/PC/PN	BBW/PBW	MABW/DBZW	CBB/CPB	CMAB/CDBZ
	LV1178.01	LV1178.01.PR.BN.SPBEARING.CSB	KH Clasp pair of solid brass lever handles with square rosettes O/A L: 140mm Proj: 65mm Rose: 60mm	\$850	\$885	\$920	\$1,425	\$1,530
	TT1114.01	TT1114.01.BN	Barrel II privacy thumb turn with square plate. Knob: 22mm dia. Proj: 31mm Plate: 40mm	\$195	\$205	\$210	\$220	\$225
	TT1114.02	TT1114.02.BN	Barrel II privacy thumb turn with square plate. Knob: 22mm dia. Proj: 31mm Plate: 52mm	\$205	\$215	\$220	\$230	\$240
	RL1023.01	RL1023.01.BN	Emergency release round turn with 40mm square rose	\$135	\$140	\$145	\$150	\$155
	RL1023.02	RL1023.02.BN	Emergency release round turn with 52mm square rose	\$145	\$150	\$155	\$160	\$170
	ES1071.02	ES1071.02.BN	solid brass Euro cylinder profile square escutcheon 52mm X 5mm	\$115	\$120	\$125	\$130	\$135

KH INTERSECT

BY KELLY HOPPEN






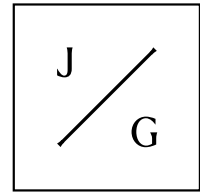
SPLIT FINISHES

For split finishes, pricing will be the higher-priced finish. Please specify which part you would like in each finish when placing your order.

Your selected primary finish will be applied to the square stems of the door pull, with the secondary finish applied to the main grip.



	PRODUCT CODE	EXAMPLE ORDER CODE	DESCRIPTION	BN/CSB/PC/PN	BBW/PBW	MABW/DBZW	CBB/CPB	CMAB/CDBZ
	DP1070.01	DP1070.01.SGL. SGL-BT-TM.CSB.BN	KH Intersect single door pull for timber (TM) or glass (GL) doors, option for secret fix (SF) L: 348mm, Centres: 300mm W: 24mm Proj: 72mm	\$770	\$800	\$830	\$1,295	\$1,385
	DP1070.01	DP1070.01.PR. PR-TM.CSB.BN	KH Intersect pair of door pulls for timber (TM) or glass (GL) doors. L: 348mm, Centres: 300mm W: 24mm Proj: 72mm	\$1,575	\$1,640	\$1,705	\$2,650	\$2,835
	CP1140.01	CP1140.01.CSB.BN	KH Intersect solid brass cabinet pull L: 36mm, Proj: 36mm	\$215	\$225	\$235	\$365	\$390
	CP1140.02	CP1140.02.CSB.BN	KH Intersect solid brass cabinet pull L: 54mm, Proj: 54mm	\$240	\$245	\$255	\$400	\$425
	CH1108.01	CH1108.01.BN.BN	KH Intersect solid brass cabinet handle L: 152mm, C: 128mm, Proj: 36mm	\$265	\$275	\$290	\$450	\$480
	CH1108.02	CH1108.02.BN.BN	KH Intersect solid brass cabinet handle L: 216mm, C: 192mm, Proj: 36mm	\$280	\$290	\$305	\$470	\$505
	CH1108.03	CH1108.03.BN.BN	KH Intersect solid brass cabinet handle L: 288mm, C: 264mm, Proj: 36mm	\$300	\$315	\$325	\$510	\$545




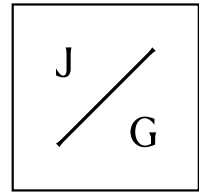
SPLIT FINISHES

For split finishes, pricing will be the higher-priced finish. Please specify which part you would like in each finish when placing your order.

Your selected primary finish will be applied to the rose and stem of the lever handle, with the secondary finish applied to the grip.

	PRODUCT CODE	EXAMPLE ORDER CODE	DESCRIPTION	BN/CSB/PC/PN	BBW/PBW	MABW/DBZW	CBB/CPB	CMAB/CDBZ
	LV1222.01.PR	LV1222.01.PR.BN.SPBEARING.BN	Levant pair of solid brass lever handles with round rosettes O/A L: 125mm Proj: 78mm Rose: 58mm	\$940	\$975	\$1,015	\$1,580	\$1,690
	LV1222.02.PR	LV1222.02.PR.BN.SPBEARING.BN	Levant pair of solid brass lever handles with round rosettes O/A L: 142mm Proj: 80mm Rose: 58mm	\$975	\$1,015	\$1,055	\$1,640	\$1,755
	TT1148.01	TT1148.01.BN	Levant privacy thumb turn with round round rose Rose: 44mm dia Proj: 44mm	\$270	\$280	\$290	\$305	\$315
	TT1148.02	TT1148.02.BN	Levant privacy thumb turn with round round rose Rose: 58mm dia Proj: 44mm	\$280	\$295	\$305	\$315	\$325
	RL1035.01	RL1035.01.BN	Levant Emergency coin release dome with round rose Rose: 44mm dia Proj: 6mm	\$150	\$155	\$160	\$165	\$175
	RL1035.02	RL1035.02.BN	Levant Emergency release dome with round rose Rose: 58mm dia Proj: 8.5mm	\$150	\$155	\$160	\$165	\$175
	ES1116.02	ES1116.02.BN	Levant solid brass Euro cylinder profile escutcheon Rose: 58mm Proj: 8.5mm	\$130	\$135	\$140	\$145	\$150

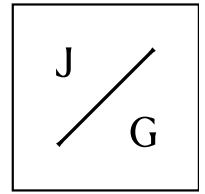
LEVANT



PRODUCT CODE	EXAMPLE ORDER CODE	DESCRIPTION	BN/CSB/PC/PN	BBW/PBW	MABW/DBZW	CBB/CPB	CMAB/CDBZ
CP1167.01	CP1167.01.BN	Levant solid brass cabinet pull W: 12mm, Proj: 20mm	\$940	\$975	\$1,015	\$1,580	\$1,690
CP1167.02	CP1167.02.BN	Levant solid brass cabinet pull W: 15mm, Proj: 25mm	\$975	\$1,015	\$1,055	\$1,640	\$1,755
CP1167.03	CP1167.03.BN	Levant solid brass cabinet pull W: 19mm, Proj: 32mm	\$270	\$280	\$290	\$305	\$315
CP1167.04	CP1167.04.BN	Levant solid brass cabinet pull W: 23mm, Proj: 39mm	\$280	\$295	\$305	\$315	\$325
CP1167.05	CP1167.05.BN	Levant solid brass cabinet pull W: 26mm, Proj: 44mm	\$150	\$155	\$160	\$165	\$175

MARBLE

BY COLLETT DESIGN ASSOCIATES



MARBLE

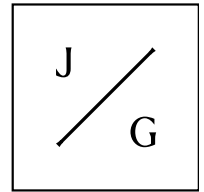
These polished marble handles and hooks can be used externally, internally and in wet and highly chlorinated areas.

For more information see Specialty Finishes on 8

	PRODUCT CODE	EXAMPLE ORDER CODE	DESCRIPTION	BN/CSB/PC/PN	BBW/PBW	MABW/DBZW	CBB/CPB	CMAB/CDBZ
	HK1021.01	HK1021.01.BN.WOM	Collett Garment Hook in White Onyx Marble (WOM) with anti-rotation pin O/A: 50mm Proj: 42mm Rose: 32mm dia	\$430	\$450	\$465	\$485	\$500
	HK1021.01	HK1021.01.BN.BPM	Collett Garment Hook in Black & Gold Portoro Marble (BPM) with anti-rotation pin O/A: 50mm Proj: 42mm Rose: 32mm dia	\$430	\$450	\$465	\$485	\$500
	HK1021.01	HK1021.01.BN.GGM	Collett Garment Hook in Green Guatemala Marble (GGM) with anti-rotation pin O/A: 50mm Proj: 42mm Rose: 32mm dia	\$460	\$480	\$500	\$520	\$535
	HK1021.01	HK1021.01.BN.RLM	Collett Garment Hook in Red Laguna Marble (RLM) with anti-rotation pin O/A: 50mm Proj: 42mm Rose: 32mm dia	\$460	\$480	\$500	\$520	\$535

MARBLE

BY COLLETT DESIGN ASSOCIATES



MARBLE

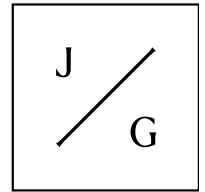
These polished marble handles and hooks can be used externally, internally and in wet and highly chlorinated areas.

For more information see Specialty Finishes on 8

	PRODUCT CODE	EXAMPLE ORDER CODE	DESCRIPTION	BN/CSB/PC/PN	BBW/PBW	MABW/DBZW	CBB/CPB	CMAB/CDBZ
	LV1096.01	LV1096.01.PR.BN.WOM.SPBEARING	Collett pair of round solid brass & White Onyx (WOM) marble lever handles with round rose O/A L: 152mm Proj: 73mm Rose: 52mm dia.	\$2,015	\$2,095	\$2,175	\$2,260	\$2,340
	LV1096.01	LV1096.01.PR.BN.BPM.SPBEARING	Collett pair of round solid brass & Black & Gold Portoro (BPM) marble lever handles with round rose O/A L: 152mm Proj: 73mm Rose: 52mm dia.	\$2,015	\$2,095	\$2,175	\$2,260	\$2,340
	LV1096.01	LV1096.01.PR.BN.GGM.SPBEARING	Collett pair of round solid brass & Green Guatemala (GGM) marble lever handles with round rose O/A L: 152mm Proj: 73mm Rose: 52mm dia.	\$2,155	\$2,245	\$2,330	\$2,415	\$2,500
	LV1096.01	LV1096.01.PR.BN.RLM.SPBEARING	Collett pair of round solid brass & Red Laguna (RLM) marble lever handles with round rose O/A L: 152mm Proj: 73mm Rose: 52mm dia.	\$2,155	\$2,245	\$2,330	\$2,415	\$2,500

MARBLE

BY COLLETT DESIGN ASSOCIATES



MARBLE

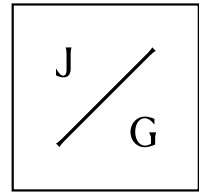
These polished marble handles and hooks can be used externally, internally and in wet and highly chlorinated areas.

For more information see Specialty Finishes on 8

	PRODUCT CODE	EXAMPLE ORDER CODE	DESCRIPTION	BN/CSB/PC/PN	BBW/PBW	MABW/DBZW	CBB/CPB	CMAB/CDBZ
	LV1097.01	LV1097.01.PR.BN.WOM.SPBEARING	Collett pair of square solid brass & White Onyx (WOM) marble lever handles with square rose O/A L: 147mm Proj: 73mm Rose: 52mm	\$2,520	\$2,620	\$2,720	\$2,820	\$2,925
	LV1097.01	LV1097.01.PR.BN.BPM.SPBEARING	Collett pair of square solid brass & Black & Gold Portoro (BPM) marble lever handles with square rose O/A L: 147mm Proj: 73mm Rose: 52mm	\$2,520	\$2,620	\$2,720	\$2,820	\$2,925
	LV1097.01	LV1097.01.PR.BN.GGM.SPBEARING	Collett pair of square solid brass & Green Guatemala (GGM) marble lever handles with square rose O/A L: 147mm Proj: 73mm Rose: 52mm	\$2,695	\$2,805	\$2,910	\$3,020	\$3,130
	LV1097.01	LV1097.01.PR.BN.RLM.SPBEARING	Collett pair of square solid brass & Red Laguna (RLM) marble lever handles with square rose O/A L: 147mm Proj: 73mm Rose: 52mm	\$2,695	\$2,805	\$2,910	\$3,020	\$3,130

MARBLE

BY COLLETT DESIGN ASSOCIATES



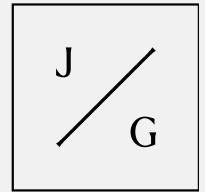
MARBLE








These polished marble handles and hooks can be used externally, internally and in wet and highly chlorinated areas.

For more information see Specialty Finishes on 8

	PRODUCT CODE	EXAMPLE ORDER CODE	DESCRIPTION	BN/CSB/PC/PN	BBW/PBW	MABW/DBZW	CBB/CPB	CMAB/CDBZ
	CP1105.01	CP1105.01.BN.WOM	Collett T-Bar cabinet pull in White Onyx Marble (WOM) with anti-rotation pin O/A: 50mm Proj: 40mm Rose: 32mm dia	\$470	\$485	\$505	\$525	\$545
	CP1105.02	CP1105.02.BN.WOM	O/A: 60mm Proj: 65mm Rose: 42mm dia	\$505	\$525	\$545	\$565	\$585
	CP1105.03	CP1105.03.BN.WOM	O/A: 74mm Proj: 80mm Rose: 52mm dia	\$575	\$600	\$620	\$645	\$670
	CP1105.01	CP1105.01.BN.BPM	Collett T-Bar cabinet pull in Black & Gold Portoro Marble (BPM) with anti-rotation pin O/A: 50mm Proj: 40mm Rose: 32mm dia	\$470	\$485	\$505	\$525	\$545
	CP1105.02	CP1105.02.BN.BPM	O/A: 60mm Proj: 65mm Rose: 42mm dia	\$505	\$525	\$545	\$565	\$585
	CP1105.03	CP1105.03.BN.BPM	O/A: 74mm Proj: 80mm Rose: 52mm dia	\$575	\$600	\$620	\$645	\$670
	CP1105.01	CP1105.01.BN.GGM	Collett T-Bar cabinet pull in Green Guatemala Marble (GGM) with anti-rotation pin O/A: 50mm Proj: 40mm Rose: 32mm dia	\$500	\$520	\$540	\$560	\$580
	CP1105.02	CP1105.02.BN.GGM	O/A: 60mm Proj: 65mm Rose: 42mm dia	\$540	\$560	\$580	\$605	\$625
	CP1105.03	CP1105.03.BN.GGM	O/A: 74mm Proj: 80mm Rose: 52mm dia	\$615	\$640	\$665	\$690	\$715
	CP1105.01	CP1105.01.BN.RLM	Collett T-Bar cabinet pull in Red Laguna Marble (RLM) with anti-rotation pin O/A: 50mm Proj: 40mm Rose: 32mm dia	\$500	\$520	\$540	\$560	\$580
	CP1105.02	CP1105.02.BN.RLM	O/A: 60mm Proj: 65mm Rose: 42mm dia	\$540	\$560	\$580	\$605	\$625
	CP1105.03	CP1105.03.BN.RLM	O/A: 74mm Proj: 80mm Rose: 52mm dia	\$615	\$640	\$665	\$690	\$715

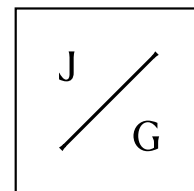
MAURICE







	PRODUCT CODE	EXAMPLE ORDER CODE	DESCRIPTION	BN/CSB/PC/PN	BBW/PBW	MABW/DBZW	CBB/CPB	CMAB/CDBZ
	TT1147.01	TT1147.01.BN	Maurice privacy thumb turn- Minimalist rose	\$140	\$145	\$150	\$155	\$165
	ES1070.02	ES1070.02.BN	Solid brass Euro cylinder profile round escutcheon Rose: 52mm Proj: 5mm	\$65	\$65	\$70	\$70	\$75
	TT1146.01	TT1146.01.BN	Maurice privacy thumb turn	\$180	\$185	\$195	\$200	\$210
	TT1146.02	TT1146.02.BN	Maurice privacy thumb turn	\$190	\$200	\$205	\$215	\$220
	RL1015.01	RL1015.01.BN	Solid brass emergency release for privacy locks with round rose Slot: 22mm Proj: 9mm Rose: 40mm	\$110	\$115	\$120	\$125	\$130
	RL1015.02	RL1015.02.BN	Solid brass emergency release for privacy locks with round rose Slot: 22mm Proj: 9mm Rose: 52mm	\$120	\$125	\$130	\$135	\$140
	SF1094.01	SF1094.01.BN	Maurice Low profile Oval recessed pull H: 179mm, W: 64mm, D: 9mm	\$520	\$545	\$565	\$585	\$605
	SF1092.01	SF1092.01.BN	Maurice Oval recessed pullH: 179mm, W: 64mm, D: 14mm	\$520	\$545	\$565	\$585	\$605
	SF1092.02	SF1092.02.BN	Maurice Oval recessed pullH: 268mm, W: 64mm, D: 14mm	\$700	\$730	\$760	\$785	\$815
	SF1095.01	SF1095.01.TT.BN	Maurice Low profile Oval recessed pull with privacy turn/release release, H: 179mm, D: 12mm	\$610	\$635	\$655	\$680	\$705
	SF1095.01	SF1095.01.RL.BN	Maurice Low profile Oval recessed pull with privacy turn/release privacy turn, H: 179mm, D: 12mm	\$560	\$580	\$605	\$625	\$645
	HK1029.01	HK1029.01.BN	Maurice Garment Hook H: 85mm, W: 30mm, Proj: 43mm	\$210	\$215	\$225	\$235	\$240
	BA1048.01	BA1048.01.BN	Maurice glass Shower Door Knobs	\$445	\$465	\$480	\$500	\$520

MONTGOMERY

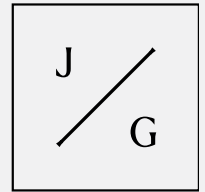
PLAIN



	PRODUCT CODE	EXAMPLE ORDER CODE	DESCRIPTION	BN/CSB/PC/PN	BBW/PBW	MABW/DBZW	CBB/CPB	CMAB/CDBZ
	LV1108.01.PR	LV1108.01.PR.BN.SPBEARING	Montgomery pair of solid brass lever handles with round rosettes O/A L: 151mm Proj: 64mm Rose: 52mm dia.	\$705	\$735	\$760	\$790	\$820
	TT1113.01	TT1113.01.BN	Barrel II privacy thumb turn with round rose. Knob: 22mm dia. Proj: 31mm Rose: 40mm	\$170	\$180	\$185	\$195	\$200
	TT1113.02	TT1113.02.BN	Barrel II privacy thumb turn with round rose. Knob: 22mm dia. Proj: 31mm Rose: 52mm	\$185	\$190	\$200	\$205	\$215
	RL1015.01	RL1015.01.BN	Solid brass emergency release for privacy locks with round rose Slot: 22mm Proj: 9mm Rose: 40mm	\$110	\$115	\$120	\$125	\$130
	RL1015.02	RL1015.02.BN	Solid brass emergency release for privacy locks with round rose Slot: 22mm Proj: 9mm Rose: 52mm	\$120	\$125	\$130	\$135	\$140
	ES1070.02	ES1070.02.BN	Solid brass round escutcheon with Euro cylinder profile Rose: 52mm Proj: 5mm	\$65	\$65	\$70	\$70	\$75

MONTGOMERY


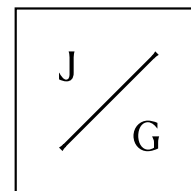
PLAIN



	PRODUCT CODE	EXAMPLE ORDER CODE	DESCRIPTION	BN/CSB/PC/PN	BBW/PBW	MABW/DBZW	CBB/CPB	CMAB/CDBZ
	LV1211.01	LV1211.01.PR.BN.SPBEARING	Montgomery pair of solid brass 151mm levers on 286mm x 54mm backplates with 65mm overall projection including plate.	\$1,080	\$1,125	\$1,170	\$1,210	\$1,255
	LV1212.01	LV1212.01.PR.BN.SPBEARING	Montgomery pair of solid brass 151mm levers on 286mm x 54mm backplates with Euro cutout and 65mm overall projection including plate.	\$1,140	\$1,190	\$1,235	\$1,280	\$1,325
	LV1213.01	LV1213.01.PR.BN.SPBEARING	Montgomery pair of solid brass 151mm levers on 286mm x 54mm backplates with privacy turn & re-release and 65mm overall projection.	\$1,335	\$1,385	\$1,440	\$1,495	\$1,545

MONTGOMERY

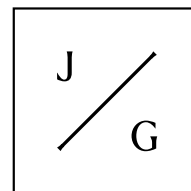
PLAIN







	PRODUCT CODE	EXAMPLE ORDER CODE	DESCRIPTION	BN/CSB/PC/PN	BBW/PBW	MABW/DBZW	CBB/CPB	CMAB/CDBZ
	DK1063.01.PR	DK1063.01.PR.BN. BEARING	Montgomery solid brass door knob with T-bar handle Handle: 85 x 22mm dia, Proj: 64mm, Rose: 52mm	\$750	\$780	\$810	\$840	\$870
	CP1148.01	CP1148.01.BN	Montgomery Smooth T-Bar cabinet pull with round rose and anti-rotation pin L: 44mm, Proj: 38mm, Rose: 18mm	\$175	\$180	\$185	\$195	\$200
	CH1079.01	CH1079.01.BN	Montgomery solid brass cabinet handle L: 182mm, C: 128mm, Proj: 40mm	\$230	\$240	\$250	\$260	\$270
	CH1079.02	CH1079.02.BN	L: 246mm, C: 192mm, Proj: 40mm	\$250	\$260	\$270	\$280	\$290
	CH1079.06	CH1079.06.BN	L:854mm, C: 800mm, Proj: 40mm	\$455	\$470	\$490	\$510	\$525
	DP1067.01.SGL	DP1067.01.SGL. SGL-BT-TM.BN	Montgomery single door pull for timber (TM) or glass (GL) doors, option for secret fix (SF) L: 400mm, Centres: 300mm W: 22mm dia Proj: 59mm	\$780	\$810	\$840	\$875	\$905
	DP1067.01.PR	DP1067.01.PR. PR-TM.BN	Montgomery pair of door pulls for timber (TM) or glass (GL) doors. L: 400mm, Centres: 300mm W: 22mm dia Proj: 59mm	\$1,595	\$1,655	\$1,720	\$1,785	\$1,845
	HB1002.01	HB1002.01.BN	Montgomery solid brass handrail bracket H: 99mm, Proj: 79mm Rose: 52mm	\$455	\$470	\$490	\$510	\$525

MONTGOMERY

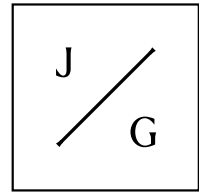
KNURLED



	PRODUCT CODE	EXAMPLE ORDER CODE	DESCRIPTION	BN/CSB/PC/PN	BBW/PBW	MABW/DBZW	CBB/CPB	CMAB/CDBZ
	LV1142.01.PR	LV1142.01.PR.BN. SPBEARING	Montgomery pair of solid brass diamond knurled lever handles with round rosettes O/A L: 151mm Proj: 64mm Rose: 52mm dia	\$840	\$875	\$905	\$940	\$975
	TT1113.01	TT1113.01.BN	Barrel II privacy thumb turn with round rose. Knob: 22mm dia. Proj: 31mm Rose: 40mm	\$170	\$180	\$185	\$195	\$200
	TT1113.02	TT1113.02.BN	Barrel II privacy thumb turn with round rose. Knob: 22mm dia. Proj: 31mm Rose: 52mm	\$185	\$190	\$200	\$205	\$215
	RL1015.01	RL1015.01.BN	Solid brass emergency release for privacy locks with round rose Slot: 22mm Proj: 9mm Rose: 40mm	\$110	\$115	\$120	\$125	\$130
	RL1015.02	RL1015.02.BN	Solid brass emergency release for privacy locks with round rose Slot: 22mm Proj: 9mm Rose: 52mm	\$120	\$125	\$130	\$135	\$140
	ES1070.02	ES1070.02.BN	Solid brass Euro cylinder profile round escutcheon Rose: 52mm Proj: 5mm	\$65	\$65	\$70	\$70	\$75

MONTGOMERY

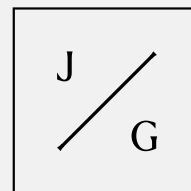
KNURLED







	PRODUCT CODE	EXAMPLE ORDER CODE	DESCRIPTION	BN/CSB/PC/PN	BBW/PBW	MABW/DBZW	CBB/CPB	CMAB/CDBZ
	CP1109.01	CP1109.01.BN	Montgomery solid brass cabinet pull with diamond knurl Dia: 25mm, Proj: 28mm	\$155	\$160	\$165	\$175	\$180
	CP1109.02	CP1109.02.BN	Montgomery solid brass cabinet pull with diamond knurl Dia: 36mm, Proj: 36mm	\$160	\$170	\$175	\$180	\$190
	CP1147.01	CP1147.01.BN	Montgomery T-Bar diamond knurl cabinet pull with round rose and anti-rotation pin L: 44mm, Proj: 38mm, Rose: 18mm	\$185	\$195	\$200	\$210	\$215
	CH1075.01	CH1075.01.BN	Montgomery solid brass cabinet handle with diamond knurl L: 182mm, C: 128mm, Proj: 40mm	\$280	\$295	\$305	\$315	\$325
	CH1075.02	CH1075.02.BN	Montgomery solid brass cabinet handle with diamond knurl L: 246mm, C: 192mm, Proj: 40mm	\$305	\$315	\$330	\$340	\$355
	DP1068.01.SGL	DP1068.01.SGL.SGL-BT-TM.BN	Montgomery single knurled door pull for timber (TM) or glass (GL) doors, option for secret fix (SF) L: 400mm, Centres: 300mm W: 22mm dia Proj: 59mm	\$880	\$915	\$950	\$985	\$1,020
	DP1068.01.PR	DP1068.01.PR.PR-TM.BN	Montgomery pair of knurled door pulls for timber (TM) or glass (GL) doors. L: 400mm, Centres: 300mm W: 22mm dia Proj: 59mm	\$1,795	\$1,865	\$1,940	\$2,010	\$2,080

MONTGOMERY

LINEAR

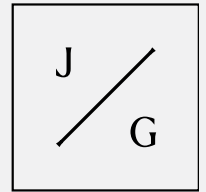




	PRODUCT CODE	EXAMPLE ORDER CODE	DESCRIPTION	BN/CSB/PC/PN	BBW/PBW	MABW/DBZW	CBB/CPB	CMAB/CDBZ
	LV1195.01.PR	LV1195.01.PR.BN. SPBEARING	Montgomery pair of solid brass linear knurled lever handles with round rosettes O/A L: 151mm Proj: 64mm Rose: 52mm dia	\$840	\$875	\$905	\$940	\$975
	TT1113.01	TT1113.01.BN	Barrel II privacy thumb turn with round rose. Knob: 22mm dia. Proj: 31mm Rose: 40mm	\$170	\$180	\$185	\$195	\$200
	TT1113.02	TT1113.02.BN	Barrel II privacy thumb turn with round rose. Knob: 22mm dia. Proj: 31mm Rose: 52mm	\$185	\$190	\$200	\$205	\$215
	RL1015.01	RL1015.01.BN	Solid brass emergency release for privacy locks with round rose Slot: 22mm Proj: 9mm Rose: 40mm	\$110	\$115	\$120	\$125	\$130
	RL1015.02	RL1015.02.BN	Solid brass emergency release for privacy locks with round rose Slot: 22mm Proj: 9mm Rose: 52mm	\$120	\$125	\$130	\$135	\$140
	ES1070.02	ES1070.02.BN	Solid brass Euro cylinder profile round escutcheon Rose: 52mm Proj: 5mm	\$65	\$65	\$70	\$70	\$75

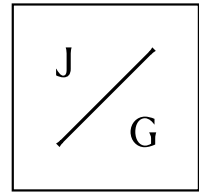
Retail pricing incl. GST. This pricelist published & distributed by The English Tapware Company, Australia. This document supersedes all previous pricelists and is subject to change without notice. E+OE. Issued on 01 June 2026. V044INTD-JG. Telephone VIC: 03 918 1403 NSW: 02 9362 4736. WWW.ENGLISHTAPWARE.COM.AU

MONTGOMERY

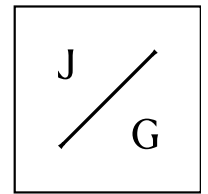
LINEAR







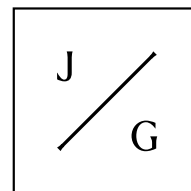
	PRODUCT CODE	EXAMPLE ORDER CODE	DESCRIPTION	BN/CSB/PC/PN	BBW/PBW	MABW/DBZW	CBB/CPB	CMAB/CDBZ
	CP1145.01	CP1145.01.BN	Montgomery solid brass cabinet pull with linear knurl Dia: 25mm, Proj: 28mm	\$155	\$160	\$165	\$175	\$180
	CP1145.02	CP1145.02.BN	Montgomery solid brass cabinet pull with linear knurl Dia: 36mm, Proj: 36mm	\$160	\$170	\$175	\$180	\$190
	CP1146.01	CP1146.01.BN	Montgomery t-bar cabinet pull with linear knurl on round rose with anti-rotation pin L: 44mm, Proj: 38mm, Rose: 18mm	\$185	\$195	\$200	\$210	\$215
	CH1127.01	CH1127.01.BN	Montgomery solid brass cabinet handle with linear knurl L: 182mm, C: 128mm, Proj: 40mm	\$280	\$295	\$305	\$315	\$325
	CH1127.02	CH1127.02.BN	Montgomery solid brass cabinet handle with linear knurl L: 246mm, C: 192mm, Proj: 40mm	\$305	\$315	\$330	\$340	\$355







	PRODUCT CODE	EXAMPLE ORDER CODE	DESCRIPTION	BN/CSB/PC/PN	BBW/PBW	MABW/DBZW	CBB/CPB	CMAB/CDBZ
	LV1164.01	LV1164.01.PR.BN.SPBEARING	Remmington pair of solid brass lever handles with ornate rosettes O/A L: 151mm Proj: 63mm Rose: 54mm dia	\$870	\$905	\$940	\$975	\$1,010
	TT1079.01	TT1079.01.BN	Oval privacy thumb turn with ornate rose Rose: 42mm dia Proj: 32mm	\$220	\$230	\$240	\$245	\$255
	TT1079.02	TT1079.02.BN	Oval privacy thumb turn with ornate rose Rose: 54mm dia Proj: 33mm	\$230	\$240	\$250	\$260	\$270
	RL1026.01	RL1026.01.BN	Emergency release dome turn with ornate rose Rose: 42mm dia Proj: 9mm	\$135	\$140	\$145	\$150	\$155
	RL1026.02	RL1026.02.BN	Emergency release dome turn with ornate rose Rose: 54mm dia Proj: 10mm	\$145	\$150	\$155	\$160	\$170
	ES1074.02	ES1074.02.BN	Solid brass Euro cylinder profile ornate escutcheon Rose: 54mm Proj: 6mm	\$115	\$120	\$125	\$130	\$135



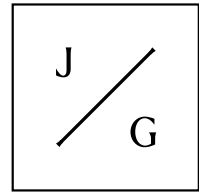
	PRODUCT CODE	EXAMPLE ORDER CODE	DESCRIPTION	BN/CSB/PC/PN	BBW/PBW	MABW/DBZW	CBB/CPB	CMAB/CDBZ
	DK1044.01	DK1044.01.PR.BN.BEARING	Remmington Door Knob	\$905	\$945	\$980	\$1,015	\$1,050
	DP1077.01.SGL	DP1077.01.SGL.SGL-BT-TM.BN	Remmington single door pull for timber (TM) or glass (GL) doors, option for secret fix (SF) L: 468mm, Centres: 400mm W: 22mm dia Proj: 55mm	\$1,125	\$1,170	\$1,215	\$1,260	\$1,305
	DP1061.01.SGL	DP1061.01.SGL.SGL-BT-TM.BN	with 54mm rosettes	\$1,185	\$1,230	\$1,280	\$1,325	\$1,375
	DP1077.01.PR	DP1077.01.PR.PR-TM.BN	Remmington pair of knurled door pulls for timber (TM) or glass (GL) doors. L: 468mm, Centres: 400mm W: 22mm dia Proj: 55mm	\$2,280	\$2,375	\$2,465	\$2,555	\$2,650
	DP1061.01.PR	DP1061.01.PR.PR-TM.BN	with 54mm rosettes	\$2,405	\$2,500	\$2,595	\$2,695	\$2,790
	CP1095.01	CP1095.01.BN	Remmington solid brass cabinet pull Dia: 30mm, Proj: 29mm	\$175	\$185	\$190	\$200	\$205
	CP1095.02	CP1095.02.BN	Remmington solid brass cabinet pull Dia: 38mm, Proj: 37mm	\$195	\$200	\$210	\$220	\$225
	DS1003.01	DS1003.01.BN	Remmington solid brass floor mounted door stop Dia: 40mm, H: 35mm	\$175	\$180	\$190	\$195	\$200



	PRODUCT CODE	EXAMPLE ORDER CODE	DESCRIPTION	BN/CSB/PC/PN	BBW/PBW	MABW/DBZW	CBB/CPB	CMAB/CDBZ
	DK1059.01	DK1059.01.PR.BN	Roland pair of solid brass door knobs with roseless rose Knob: 57mm dia, Proj: 91mm	\$510	\$530	\$550	\$575	\$595
	TT1121.01	TT1121.01.BN	Barrel II privacy thumb turn with roseless rose Proj: 19mm	\$135	\$140	\$145	\$150	\$155
	RL1028.01	RL1028.01.BN	Emergency release round turn with roseless rose Dia: 22mm	\$85	\$90	\$95	\$95	\$100
	ES1101.01	ES1101.01.BN	Solid brass minimalist escutcheon with Euro cylinder profile 24mm X 40mm X 9mm	\$95	\$100	\$105	\$110	\$115

ROLAND

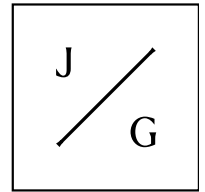
PLAIN



	PRODUCT CODE	EXAMPLE ORDER CODE	DESCRIPTION	BN/CSB/PC/PN	BBW/PBW	MABW/DBZW	CBB/CPB	CMAB/CDBZ
	DK1005.01	DK1005.01.PR.BN.BEARING	Roland pair of solid brass door knobs with round rose Knob: 57mm dia, Proj: 91mm, Rose: 52mm	\$670	\$695	\$725	\$750	\$775
	TT1113.01	TT1113.01.BN	Barrel II privacy thumb turn with round rose. Knob: 22mm dia. Proj: 31mm Rose: 40mm	\$170	\$180	\$185	\$195	\$200
	TT1113.02	TT1113.02.BN	Barrel II privacy thumb turn with round rose. Knob: 22mm dia. Proj: 31mm Rose: 52mm	\$185	\$190	\$200	\$205	\$215
	RL1015.01	RL1015.01.BN	Solid brass emergency release for privacy locks with round rose Slot: 22mm Proj: 9mm Rose: 40mm	\$110	\$115	\$120	\$125	\$130
	RL1015.02	RL1015.02.BN	Solid brass emergency release for privacy locks with round rose Slot: 22mm Proj: 9mm Rose: 52mm	\$120	\$125	\$130	\$135	\$140
	ES1070.02	ES1070.02.BN	Solid brass round escutcheon with Euro cylinder profile Rose: 52mm Proj: 5mm	\$65	\$65	\$70	\$70	\$75
	CP1039.01	CP1039.01.BN	Roland solid brass cabinet pull Dia: 25mm, Proj: 42mm	\$110	\$115	\$120	\$125	\$130
	CP1039.02	CP1039.02.BN	Roland solid brass cabinet pull Dia: 32mm, Proj: 53mm	\$120	\$125	\$130	\$135	\$140

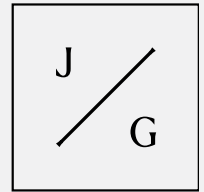
ROLAND

ORNATE



	PRODUCT CODE	EXAMPLE ORDER CODE	DESCRIPTION	BN/CSB/PC/PN	BBW/PBW	MABW/DBZW	CBB/CPB	CMAB/CDBZ
	DK1053.01	DK1053.01.PR.BN. BEARING	Roland II pair of solid brass door knobs with ornate rose Knob: 57mm dia, Proj: 91mm, Rose: 52mm	\$720	\$750	\$780	\$805	\$835
	TT1079.01	TT1079.01.BN	Oval privacy thumb turn with ornate rose Rose: 42mm dia	\$220	\$230	\$240	\$245	\$255
	TT1079.02	TT1079.02.BN	Oval privacy thumb turn with ornate rose Rose: 54mm dia	\$230	\$240	\$250	\$260	\$270
	RL1026.01	RL1026.01.BN	Emergency release dome turn with ornate rose Rose: 42mm dia	\$135	\$140	\$145	\$150	\$155
	RL1026.02	RL1026.02.BN	Emergency release dome turn with ornate rose Rose: 54m dia	\$145	\$150	\$155	\$160	\$170
	ES1074.02	ES1074.02.BN	Solid brass ornate escutcheon with Euro cylinder profile Rose: 54mm dia, Proj: 6mm	\$115	\$120	\$125	\$130	\$135

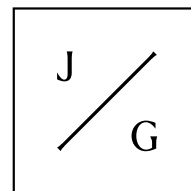
TIRO




	PRODUCT CODE	EXAMPLE ORDER CODE	DESCRIPTION	BN/CSB/PC/PN	BBW/PBW	MABW/DBZW	CBB/CPB	CMAB/CDBZ
	DK1080.01.PR	DK1080.01.PR.BN	Tiro door knob with roseless rose Knob: 69 × 52mm, Proj: 53mm, Rose: 52mm	\$895	\$930	\$965	\$1,000	\$1,035
	CP1156.01	CP1156.01.BN	Tiro cabinet knob L: 29mm, W: 21mm, Proj: 25mm	\$160	\$165	\$170	\$175	\$185
	CP1156.02	CP1156.02.BN	Tiro cabinet knob L: 39mm, W: 25mm, Proj: 25mm	\$175	\$180	\$185	\$195	\$200
	CP1157.01	CP1157.01.BN	Tiro cabinet t-bar with anti-rotation pin L: 56mm, W: 21mm, Proj: 38mm	\$210	\$215	\$225	\$235	\$240
	CP1157.02	CP1157.02.BN	Tiro cabinet t-bar with anti-rotation pin L: 81mm, W: 24mm, Proj: 38mm	\$240	\$245	\$255	\$265	\$275
	CH1128.01	CH1128.01.BN	Tiro cabinet handle L: 250mm Centres: 190mm, Proj: 43mm	\$460	\$480	\$500	\$515	\$535

WEDGE

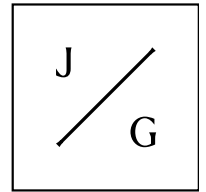
MINIMALIST







	PRODUCT CODE	EXAMPLE ORDER CODE	DESCRIPTION	BN/CSB/PC/PN	BBW/PBW	MABW/DBZW	CBB/CPB	CMAB/CDBZ
	LV1150.01.PR	LV1150.01.PR.BN	Wedge pair of solid brass lever handles with minimalist rose O/A L: 144mm Proj: 62mm Stem: 22mm dia.	\$520	\$540	\$560	\$580	\$600
	TT1080.01	TT1080.01.BN	Pinch privacy thumb turn with roseless rose Proj: 28mm	\$145	\$150	\$155	\$160	\$165
	RL1028.01	RL1028.01.BN	Emergency release round turn with roseless rose Dia: 22mm	\$85	\$90	\$95	\$95	\$100
	ES1101.01	ES1101.01.BN	Solid brass minimalist escutcheon with Euro cylinder profile W:24mm H:40mm D:9mm	\$95	\$100	\$105	\$110	\$115

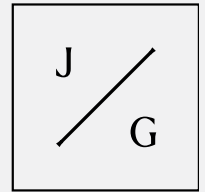
WEDGE

PLAIN



	PRODUCT CODE	EXAMPLE ORDER CODE	DESCRIPTION	BN/CSB/PC/PN	BBW/PBW	MABW/DBZW	CBB/CPB	CMAB/CDBZ
	LV1005.01.PR	LV1005.01.PR.BN.SPBEARING	Wedge pair of solid brass lever handles with round rosettes O/A L: 144mm Proj: 66mm Rose: 52mm dia Note: Accessible version available	\$675	\$705	\$730	\$760	\$785
	TT1055.01	TT1055.01.BN	Pinch privacy thumb turn with Rose: 40mm dia. Note: Easy-use version available	\$185	\$190	\$200	\$205	\$210
	TT1055.02	TT1055.02.BN	Pinch privacy thumb turn with Rose: 52mm dia. Note: Easy-use version available	\$195	\$200	\$210	\$220	\$225
	RL1015.01	RL1015.01.BN	Solid brass emergency release for privacy locks with round rose Slot: 22mm Proj: 9mm Rose: 40mm	\$110	\$115	\$120	\$125	\$130
	RL1015.02	RL1015.02.BN	Solid brass emergency release for privacy locks with round rose Slot: 22mm Proj: 9mm Rose: 52mm	\$120	\$125	\$130	\$135	\$140
	ES1070.02	ES1070.02.BN	Solid brass round escutcheon with Euro cylinder profile Rose: 52mm Proj: 5mm	\$65	\$65	\$70	\$70	\$75

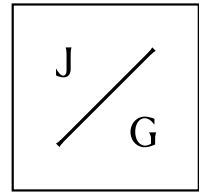
WEDGE







	PRODUCT CODE	EXAMPLE ORDER CODE	DESCRIPTION	BN/CSB/PC/PN	BBW/PBW	MABW/DBZW	CBB/CPB	CMAB/CDBZ
	LV1214.01.PR	LV1214.01.PR.BN.SPBEARING	Wedge pair of solid brass 144mm levers on 286mm x 54mm backplates with 66mm overall projection including plate.	\$985	\$1,025	\$1,065	\$1,145	\$1,145
	LV1215.01.PR	LV1215.01.PR.BN.SPBEARING	Wedge pair of solid brass 144mm levers on 286mm x 54mm backplates with Euro cutout and 66mm overall projection including plate.	\$1,050	\$1,095	\$1,135	\$1,175	\$1,220
	LV1216.01.PR	LV1216.01.PR.BN.SPBEARING	Wedge pair of solid brass 144mm levers on 286mm x 54mm backplates with privacy turn & release and 66mm overall projection.	\$1,290	\$1,345	\$1,395	\$1,445	\$1,500

WEDGE

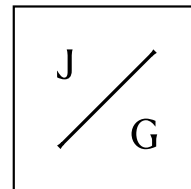
ORNATE





	PRODUCT CODE	EXAMPLE ORDER CODE	DESCRIPTION	BN/CSB/PC/PN	BBW/PBW	MABW/DEZW	CBB/CPB	CMAB/CDBZ
	LV1124.01.PR	LV1124.01.PR.BN.SPBEARING	Wedge II pair of solid brass lever handles with ornate rosettes O/A L: 144mm Proj: 68mm Rose: 54mm dia	\$780	\$810	\$840	\$870	\$900
	TT1079.01	TT1079.01.BN	Oval privacy thumb turn with ornate rose Rose: 42mm dia	\$220	\$230	\$240	\$245	\$255
	TT1079.02	TT1079.02.BN	Oval privacy thumb turn with ornate rose Rose: 54mm dia	\$230	\$240	\$250	\$260	\$270
	RL1026.01	RL1026.01.BN	Emergency release dome turn with ornate rose Rose: 42mm dia	\$135	\$140	\$145	\$150	\$155
	RL1026.02	RL1026.02.BN	Emergency release dome turn with ornate rose Rose: 54mm dia	\$145	\$150	\$155	\$160	\$170
	ES1074.02	ES1074.02.BN	Solid brass Euro cylinder profile ornate escutcheon 54mm X 6mm	\$115	\$120	\$125	\$130	\$135

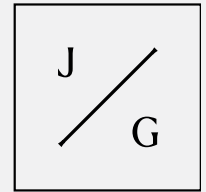
WEDGE

SQUARE

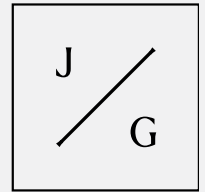


	PRODUCT CODE	EXAMPLE ORDER CODE	DESCRIPTION	BN/CSB/PC/PN	BBW/PBW	MABW/DBZW	CBB/CPB	CMAB/CDBZ
	LV1123.01.PR	LV1123.01.PR.BN.SPBEARING	Wedge III pair of solid brass lever handles with square stepped rose O/A L: 159mm Proj: 68mm Backplate: 52mm dia	\$780	\$810	\$840	\$870	\$900
	TT1076.01	TT1076.01.BN	Pinch privacy thumb turn with square stepped rose Rose: 40mm rose	\$205	\$215	\$220	\$230	\$240
	TT1076.02	TT1076.02.BN	Pinch privacy thumb turn with square stepped rose Rose: 52mm	\$215	\$225	\$235	\$245	\$250
	RL1019.01	RL1019.01.BN	Emergency release round turn with square stepped rose Rose: 40mm rose	\$135	\$140	\$145	\$150	\$155
	RL1019.02	RL1019.02.BN	Emergency release round turn with square stepped rose Rose: 52mm	\$145	\$150	\$155	\$160	\$170
	ES1076.02	ES1076.02.BN	Solid brass square stepped escutcheon with Euro cylinder profile W:52mm Proj: 7mm	\$115	\$120	\$125	\$130	\$135

WEDGE




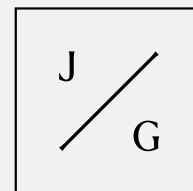
	PRODUCT CODE	EXAMPLE ORDER CODE	DESCRIPTION	BN/CSB/PC/PN	BBW/PBW	MABW/DBZW	CBB/CPB	CMAB/CDBZ
	DP1052.01.SGL	DP1052.01.SGL.SGL-BT-TM.BN	Wedge single door pull for timber (TM) or glass (GL) doors, option for secret fix (SF) L: 400mm, Centres: 300mm W: 22mm dia Proj: 59mm	\$1,405	\$1,460	\$1,515	\$1,570	\$1,630
	DP1052.01.PR	DP1052.01.PR.PR-TM.BN	Wedge pair of door pulls for timber (TM) or glass (GL) doors. L: 400mm, Centres: 300mm W: 22mm dia Proj: 59mm	\$2,845	\$2,960	\$3,070	\$3,185	\$3,300
	CP1121.01	CP1121.01.BN	Wedge solid brass cabinet pull L: 26mm, W: 15mm, Proj: 25mm	\$125	\$130	\$135	\$140	\$145
	CP1121.02	CP1121.02.BN	Wedge solid brass cabinet pull L: 41mm, W: 15mm, Proj: 25mm	\$140	\$145	\$150	\$155	\$165
	CH1086.01	CH1086.01.BN	Wedge solid brass cabinet handle L: 110mm, C: 96mm, Proj: 27mm	\$150	\$155	\$165	\$170	\$175
	CH1086.02	CH1086.02.BN	Wedge solid brass cabinet handle L: 220mm, C: 192mm, Proj: 27mm	\$175	\$180	\$185	\$195	\$200
	WN1055.01	WN1055.01.LH.BN	Wedge solid brass casement window Set left handed, 24mm Tab	\$520	\$540	\$565	\$585	\$605
	WN1055.02	WN1055.02.LH.BN	Wedge solid brass casement window Set left handed, 32mm Tab	\$520	\$540	\$565	\$585	\$605
	WN1059.01	WN1059.01.LH.BN	Wedge solid brass espagnolette window handle left handed, L: 120mm	\$485	\$505	\$525	\$540	\$560



	PRODUCT CODE	EXAMPLE ORDER CODE	DESCRIPTION	BN/CSB/PC/PN	BBW/PBW	MABW/DBZW	CBB/CPB	CMAB/CDBZ
	DK1078.01	DK1078.01.PR.BN.BEARING	Winfield pair of solid brass door knobs with round tapered rose Knob: 55mm dia, Proj: 62mm, Rose: 54mm	\$700	\$725	\$755	\$780	\$810
	DK1078.02	DK1078.02.PR.BN.BEARING	Winfield pair of solid brass door knobs with round tapered rose Knob: 65mm dia, Proj: 65mm, Rose: 54mm	\$715	\$740	\$770	\$800	\$825
	TT1049.01	TT1049.01.BN	Oval privacy thumb turn with tapered rose Rose: 42mm dia	\$210	\$220	\$225	\$235	\$245
	TT1049.02	TT1049.02.BN	Oval privacy thumb turn with tapered rose Rose: 54mm dia	\$220	\$230	\$240	\$245	\$255
	RL1027.01	RL1027.01.BN	Emergency release dome turn with tapered rose Rose: 42mm dia	\$125	\$130	\$135	\$140	\$145
	RL1027.02	RL1027.02.BN	Emergency release dome turn with tapered rose Rose: 54mm dia	\$140	\$145	\$150	\$155	\$160
	ES1079.02	ES1079.02.BN	Round Tapered solid brass Euro cylinder profile escutcheon Proj: 8mm, Rose: 54mm dia	\$100	\$105	\$110	\$115	\$120



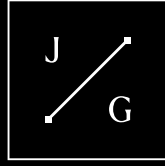
DK1078.02 - Winfield pair of solid brass door knobs with round tapered rose and LA1042.02 Horizontal latch



PRODUCT CODE	EXAMPLE ORDER CODE	DESCRIPTION	BN/CSB/PC/PN	BBW/PBW	MABW/DBZW	CBB/CPB	CMAB/CDBZ
CP1161.01	CP1161.01.BN	Winfield solid brass cabinet pull Dia: 12mm, Proj: 12mm	\$60	\$65	\$65	\$70	\$70
CP1161.02	CP1161.02.BN	Winfield solid brass cabinet pull Dia: 16mm, Proj: 15mm	\$70	\$70	\$75	\$75	\$80
CP1161.03	CP1161.03.BN	Winfield solid brass cabinet pull Dia: 19mm, Proj: 18mm	\$75	\$80	\$80	\$85	\$90
CP1161.04	CP1161.04.BN	Winfield solid brass cabinet pull Dia: 24mm, Proj: 23mm	\$85	\$90	\$95	\$95	\$100
CP1161.05	CP1161.05.BN	Winfield solid brass cabinet pull Dia: 32mm, Proj: 30mm	\$105	\$110	\$115	\$115	\$120
CP1161.06	CP1161.06.BN	Winfield solid brass cabinet pull Dia: 38mm, Proj: 35mm	\$130	\$135	\$140	\$145	\$150
CH1135.01	CH1135.01.BN	Winfield solid brass cabinet pull handle 146mm o/a, 128mm centres, 30mm proj.			Coming soon		
CH1135.02	CH1135.02.BN	Winfield solid brass cabinet pull handle 182mm o/a, 160mm centres, 37mm proj.			Coming soon		
CH1135.03	CH1135.03.BN	Winfield solid brass cabinet pull handle 219mm o/a, 192mm centres, 45mm proj.			Coming soon		







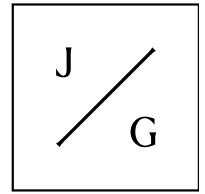
JOSEPH GILES

Exquisite Functionalism

BATHROOM HARDWARE

SHOWER DOOR


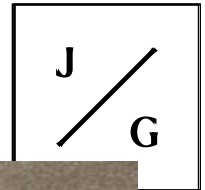
HINGES & BRACKETS






	PRODUCT CODE	EXAMPLE ORDER CODE	DESCRIPTION	BN/CSB/PC/PN	BBW/PBW	MABW/DBZW	CBB/CPB	CMAB/CDBZ
	HG1061.01	HG1061.01.BN	Glass Shower Door Hinge Glass to 90° Glass H: 80mm, W: 40mm, Proj: 70mm	\$730	\$755	\$785	\$815	#N/A
	HG1064.01	HG1064.01.BN	Glass Shower Door Hinge - Glass to Glass H: 80mm, W: 115mm, Depth: 22.4mm	\$435	\$450	\$470	\$485	\$505
	BA1047.01	BA1047.01.BN	Glass Fixing Bracket 90 Degree Glass to Glass	\$640	\$665	\$690	#N/A	#N/A
	HG1062.01	HG1062.01.BN	Glass Shower Door Hinge - Glass to Wall H: 80mm, W: 47mm, Proj: 61.4mm	\$365	\$380	\$395	\$410	\$425
	HG1063.01	HG1063.01.BN	Glass Shower Door Hinge - Glass to Wall Offset H: 80mm, W: 47mm, Proj: 61.4mm	\$385	\$400	\$415	\$430	\$445
	BA1046.01	BA1046.01.BN	Glass Fixing Bracket 90 Degree Glass to Wall	\$455	\$470	\$490	\$510	\$525

SHOWER DOOR

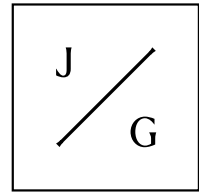
KNOBS & LOCKS







	PRODUCT CODE	EXAMPLE ORDER CODE	DESCRIPTION	BN/CSB/PC/PN	BBW/PBW	MABW/DBZW	CBB/CPB	CMAB/CDBZ
	BA1043.01	BA1043.01.BN	Arnold Privacy Lock - Glass to Frame W: 40mm H: 40mm Proj: 40mm Pin length 38mm For Glass: 10-13mm	\$1,140	\$1,185	\$1,230	\$1,275	\$1,320
	BA1044.01	BA1044.01.BN	Arnold Privacy Lock - Glass to Wall W: 38mm H: 40mm Proj: 40mm Pin length 38mm For Glass: 10-13mm	\$1,225	\$1,275	\$1,320	\$1,370	\$1,420
	BA1045.01	BA1045.01.BN	Arnold Privacy Lock - Glass to Glass W: 40mm H: 40mm Proj: 40mm Pin length 38mm For Glass: 10-13mm	\$1,280	\$1,335	\$1,385	\$1,435	\$1,485

SHOWER DOOR

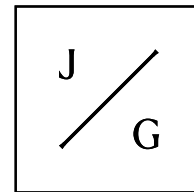
KNOBS & PULL HANDLES







	PRODUCT CODE	EXAMPLE ORDER CODE	DESCRIPTION	BN/CSB/PC/PN	BBW/PBW	MABW/DBZW	CBB/CPB	CMAB/CDBZ
	BA1048.01	BA1048.01.BN	Maurice glass Shower Door Knobs W: 28mm H: 55mm Proj: 36mm, For Glass: 10-12mm	\$445	\$465	\$480	\$500	\$520
	BA1004.01	BA1004.01.BN	Arnold pair of solid brass shower door knobs W: 38mm H: 38mm Proj: 38mm For Glass: 10-12mm	\$425	\$440	\$460	\$475	\$495
	BA1007.01	BA1007.01.BN	Arnold Glass Shower Door Pull Handles L: 244mm, C: 225mm, Dia: 19mm	\$530	\$550	\$570	\$595	\$615
	BA1007.02	BA1007.02.BN	Arnold Glass Shower Door Pull Handles L: 519mm C: 500mm, Dia: 19mm	\$720	\$745	\$775	\$805	\$835
	BA1013.01	BA1013.01.BN	'ARNOLD' Solid brass towel rail and shower door knob H: 519mm Dia: 54mm W: 6mm	\$765	\$795	\$825	\$855	\$885

BATHROOM

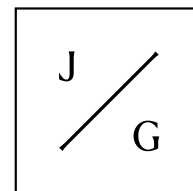
TOWEL RAILS & PAPER HOLDERS










	PRODUCT CODE	EXAMPLE ORDER CODE	DESCRIPTION	BN/CSB/PC/PN	BBW/PBW	MABW/DBZW	CBB/CPB	CMAB/CDBZ
	BA1011.01	BA1011.01.BN	Arnold Wall-mounted Towel Rail L: 244mm, C: 225mm, Dia: 19mm	\$375	\$390	\$405	\$420	\$435
	BA1011.02	BA1011.02.BN	Arnold Wall-mounted Towel Rail L: 519mm C: 500mm, Dia: 19mm	\$505	\$525	\$545	\$565	\$585
	BA1040.01	BA1040.01.BN	Fonteyn solid brass wall-mounted towel rail L: 530mm, C: 500mm, Proj: 80mm	\$1,190	\$1,235	\$1,285	\$1,330	\$1,380
	BA1042.01	BA1042.01.BN	Ashworth solid brass wall-mounted towel rail L: 517mm, C: 500mm, Proj: 84mm	\$945	\$980	\$1,020	\$1,055	\$1,095
	BA1033.01	BA1033.01.BN	Fonteyn Toilet Roll Holder L: 149mm Proj: 60/77mm Dia: 40mm	\$390	\$410	\$425	\$440	\$455

SIGNS

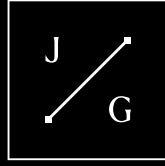
BATHROOM



	PRODUCT CODE	EXAMPLE ORDER CODE	DESCRIPTION	BN/CSB/PC/PN	BBW/PBW	MABW/DBZW	CBB/CPB	CMAB/CDBZ
	SN1023.01	SN1023.01.BN	Accessible, Ambulant Or Disabled 3D bathroom sign in solid brass H: 108mm, Proj: 6mm	\$375	\$390	\$405	\$420	\$435
	SN1024.01	SN1024.01.BN	Baby Change, Parent's Room 3D bathroom sign in solid brass H: 42mm, W: 100mm, Proj: 6mm	\$465	\$485	\$505	\$525	\$540
	SN1021.01	SN1021.01.BN	Female 3D bathroom sign in solid brass H: 142mm, Proj: 6mm	\$350	\$365	\$380	\$390	\$405
	SN1022.01	SN1022.01.BN	Female with hair 3D bathroom sign in solid brass H: 142mm, Proj: 6mm	\$375	\$390	\$405	\$420	\$435
	SN1019.01	SN1019.01.BN	Male 3D bathroom sign in solid brass H: 142mm, Proj: 6mm	\$350	\$365	\$380	\$390	\$405
	SN1020.01	SN1020.01.BN	Male with hair 3D bathroom sign in solid brass H: 142mm, Proj: 6mm	\$375	\$390	\$405	\$420	\$435
	SN1025.01	SN1025.01.BN	Shower 3D bathroom sign in solid brass H: 90mm, Proj: 6mm	\$310	\$325	\$335	\$350	\$360








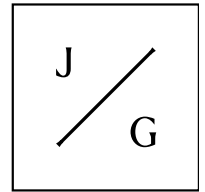
JOSEPH GILES

Exquisite Functionalism

WARDROBE HARDWARE

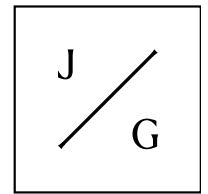
GARMENT

HANGERS & SHELF SUPPORTS



	FA1001.01	FA1001.01. BN.JGL05	Cylindrical Shelf Support with Leather Pad	\$45	\$50	\$50	\$50	\$55
	FA1004.01	FA1004.01.BN	Radi Shelf Support	\$15	\$20	\$20	\$20	\$20
	FA1007.01	FA1007.01.BN	Sincro Rotating Recessed Hanger	\$400	\$415	\$430	\$445	\$460
	FA1006.01	FA1006.01.BN	Fold-Out Hanger	\$1,055	\$1,100	\$1,140	\$1,185	\$1,225

HOOKS

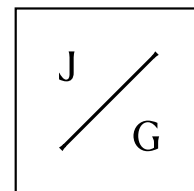


	HK1021.01	HK1021.01. BN.WOM	Collett Garment Hook in White Onyx Marble (WOM)	\$430	\$450	\$465	\$485	\$500
	HK1021.01	HK1021.01. BN.BPM	Collett Garment Hook in Black & Gold Portoro Marble (BPM)	\$430	\$450	\$465	\$485	\$500
	HK1021.01	HK1021.01. BN.GGM	Collett Garment Hook in Green Guatemala Marble (GGM)	\$460	\$480	\$500	\$520	\$535
	HK1021.01	HK1021.01. BN.RLM	Collett Garment Hook in Red Laguna Marble (RLM)	\$460	\$480	\$500	\$520	\$535
	HK1020.01	HK1020.01.BN	Collett solid brass & glass hook	\$360	\$375	\$390	\$405	\$420
	HK1005.01	HK1005.01.BN	FONTEYN' solid brass hook Hook: 28mm Stem: 18mm Proj: 42mm	\$115	\$120	\$125	\$130	\$135
	HK1022.01	HK1022.01.BN	Cylindrical garment hook	\$100	\$105	\$110	\$115	\$115
	HK1022.02	HK1022.02.BN	Cylindrical garment hook	\$110	\$110	\$115	\$120	\$125
	HK1023.01	HK1023.01.BN	'BARTLETT' solid brass hook Proj: 42mm Dia: 25mm Stem Dia: 17mm	\$120	\$125	\$130	\$135	\$140
	HK1024.01	HK1024.01.BN	'BARTLETT II' solid brass hook with grooved detail Proj: 42mm Dia: 25mm Stem Dia: 17mm	\$130	\$135	\$140	\$145	\$150
	HK1029.01	HK1029.01.BN	Maurice garment hook	\$210	\$215	\$225	\$235	\$240



HANGING RAILS

MODERN FIXED

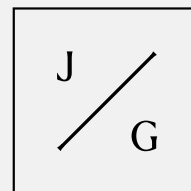


Joseph Giles - Modern hanging rail with fixed ends
Code: HREX2

	PRODUCT CODE	EXAMPLE ORDER CODE	DESCRIPTION	BN/CSB/PC/PN	BBW/PBW	MABW/DBZW	CBB/CPB	CMAB/CDBZ
	HR1004.01	HR1004.01.BN	Solid brass round hanging rail L: 600mm, Dia: 25mm	\$180	\$185	\$195	\$200	\$210
	HR1004.02	HR1004.02.BN	Solid brass round hanging rail L: 1200mm, Dia: 25mm	\$320	\$335	\$345	\$360	\$370
	HR1004.03	HR1004.03.BN	Solid brass round hanging rail L: 2400mm, Dia: 25mm	\$1,005	\$1,045	\$1,085	\$1,125	\$1,165
	HR1008.01	HR1008.01.BN	Solid brass modern support bracket for round hanging rail H: 88mm Centres: 73mm Suits HR1004	\$120	\$125	\$130	\$135	\$140
	HR1006.01	HR1006.01.BN	Solid brass end bracket for round hanging rail Outer dia: 31mm D: 25mm	\$55	\$55	\$60	\$60	\$65

HANGING RAILS

MODERN FLOATING



Joseph Giles - Modern hanging rail with floating ends
Code: HREX1 with HR1012

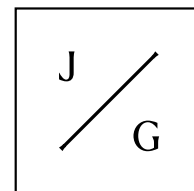


Joseph Giles - Modern hanging rail with floating ends
Code: HREX1 with HR1013

	PRODUCT CODE	EXAMPLE ORDER CODE	DESCRIPTION	BN/CSB/PC/PN	BBW/PBW	MABW/DBZW	CBB/CPB	CMAB/CDBZ
	HR1004.01	HR1004.01.BN	Solid brass round hanging rail L: 600mm, Dia: 25mm	\$180	\$185	\$195	\$200	\$210
	HR1004.02	HR1004.02.BN	Solid brass round hanging rail L: 1200mm, Dia: 25mm	\$320	\$335	\$345	\$360	\$370
	HR1004.03	HR1004.03.BN	Solid brass round hanging rail L: 2400mm, Dia: 25mm	\$1,005	\$1,045	\$1,085	\$1,125	\$1,165
	HR1008.01	HR1008.01.BN	Solid brass modern support bracket for round hanging rail H: 88mm Centres: 73mm Suits HR1004	\$180	\$185	\$195	\$200	\$210
	HR1012.01	HR1012.01.BN	OPTION 1: Solid brass end cap for round hanging rail 26mm dia. Suits HR1004	\$55	\$55	\$60	\$60	\$65
	HR1013.01	HR1013.01.BN	OPTION 2: Solid brass end cap for round hanging rail 31mm dia. Adds 32mm to each end. Suits HR1004	\$170	\$175	\$185	\$190	\$195

HANGING RAILS





CLASSIC FLOATING



Joseph Giles - Classical hanging rail with floating ends
Code: HREX3 with HR1012



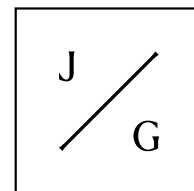
Joseph Giles - Classical hanging rail with floating ends
Code: HREX3 with HR1013

	PRODUCT CODE	EXAMPLE ORDER CODE	DESCRIPTION	BN/CSB/PC/PN	BBW/PBW	MABW/DBZW	CBB/CPB	CMAB/CDBZ
	HR1004.01	HR1004.01.BN	Solid brass round hanging rail L: 600mm, Dia: 25mm	\$180	\$185	\$195	\$200	\$210
	HR1004.02	HR1004.02.BN	Solid brass round hanging rail L: 1200mm, Dia: 25mm	\$320	\$335	\$345	\$360	\$370
	HR1004.03	HR1004.03.BN	Solid brass round hanging rail L: 2400mm, Dia: 25mm	\$1,005	\$1,045	\$1,085	\$1,125	\$1,165
	HR1007.01	HR1007.01.BN	Solid brass classic support bracket for round hanging rail H: 89mm Centres: 74mm Outer dia: 31mm Suits HR1004	\$180	\$185	\$195	\$200	\$210
	HR1012.01	HR1012.01.BN	OPTION 1: Solid brass end cap for round hanging rail 26mm dia. Suits HR1004	\$95	\$100	\$105	\$105	\$110
	HR1013.01	HR1013.01.BN	OPTION 2: Solid brass end cap for round hanging rail 31mm dia. Adds 32mm to each end. Suits HR1004	\$170	\$175	\$185	\$190	\$195



HANGING RAILS

CLASSIC FIXED

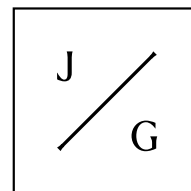


Joseph Giles - Classical hanging rail with fixed ends
Code: HREX4




	PRODUCT CODE	EXAMPLE ORDER CODE	DESCRIPTION	BN/CSB/PC/PN	BBW/PBW	MABW/DBZW	CBB/CPB	CMAB/CDBZ
	HR1004.01	HR1004.01.BN	Solid brass round hanging rail L: 600mm, Dia: 25mm	\$180	\$185	\$195	\$200	\$210
	HR1004.02	HR1004.02.BN	Solid brass round hanging rail L: 1200mm, Dia: 25mm	\$320	\$335	\$345	\$360	\$370
	HR1004.03	HR1004.03.BN	Solid brass round hanging rail L: 2400mm, Dia: 25mm	\$1,005	\$1,045	\$1,085	\$1,125	\$1,165
	HR1007.01	HR1007.01.BN	Solid brass classic support bracket for round hanging rail H: 89mm Centres: 74mm Outer dia: 31mm Suits HR1004	\$340	\$355	\$370	\$380	\$395
	HR1005.01	HR1005.01.BN	Solid brass classic end bracket for round hanging rail Outer dia: 43mm D:25mm	\$120	\$125	\$130	\$135	\$140

HANGING RAILS

RECTANGLE FIXED


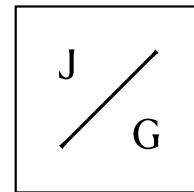


Joseph Giles - Rectangular hanging rail with ends fixed to ceiling
Code: HREX5

	PRODUCT CODE	EXAMPLE ORDER CODE	DESCRIPTION	BN/CSB/PC/PN	BBW/PBW	MABW/DBZW	CBB/CPB	CMAB/CDBZ
	HR1001.01	HR1001.01.BN	Solid brass rectangular hanging rail L: 600mm H: 30mm W: 15mm	\$220	\$225	\$235	\$245	\$255
	HR1001.02	HR1001.02.BN	Solid brass rectangular hanging rail L: 1200mm H: 30mm W: 15mm	\$425	\$445	\$460	\$475	\$495
	HR1001.03	HR1001.03.BN	Solid brass rectangular hanging rail L: 2400mm H: 30mm W: 15mm	\$1,110	\$1,155	\$1,200	\$1,245	\$1,290
	HR1003.01	HR1003.01.BN	Solid brass rectangular hanging rail central bracket H: 93mm W: 21mm D: 21mm Suits HR1001	\$550	\$575	\$595	\$620	\$640
	HR1009.01.LH	HR1009.01.LH.BN	Top hung end bracket for rectangular hanging rail H: 93mm W: 23mm D: 23mm Suits HR1001	\$620	\$645	\$670	\$695	#N/A
	HR1009.01.RH	HR1009.01.RH.BN	Top hung end bracket for rectangular hanging rail H: 93mm W: 23mm D: 23mm Suits HR1001	\$620	\$645	\$670	\$695	\$720


HANGING RAILS


RECTANGLE FIXED



Joseph Giles - Rectangular hanging rail with ends fixed to wall
Code: HREX6

	PRODUCT CODE	EXAMPLE ORDER CODE	DESCRIPTION	BN/CSB/PC/PN	BBW/PBW	MABW/DBZW	CBB/CPB	CMAB/CDBZ
	HR1001.01	HR1001.01.BN	Solid brass rectangular hanging rail L: 600mm H: 30mm W: 15mm	\$220	\$225	\$235	\$245	\$255
	HR1001.02	HR1001.02.BN	Solid brass rectangular hanging rail L: 1200mm H: 30mm W: 15mm	\$425	\$445	\$460	\$475	\$495
	HR1001.03	HR1001.03.BN	Solid brass rectangular hanging rail L: 2400mm H: 30mm W: 15mm	\$1,110	\$1,155	\$1,200	\$1,245	\$1,290
	HR1003.01	HR1003.01.BN	Solid brass rectangular hanging rail central bracket H: 93mm W: 21mm D: 21mm Suits HR1001	\$550	\$575	\$595	\$620	\$640
	HR1002.01	HR1002.01.BN	Solid brass rectangular hanging rail end bracket H:36mm W: 21mm D: 30mm	\$190	\$195	\$205	\$210	\$220





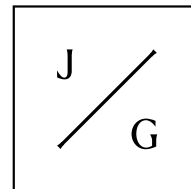
JOSEPH GILES






Exquisite Functionalism

SHELVING SYSTEM

SHELVING

SYSTEM



	PRODUCT CODE	EXAMPLE ORDER CODE	DESCRIPTION	BN/CSB/ PC/PN	BBW/ PBW	MABW/ DBZW	CBB/ CPB	CMAB/ CDBZ
	FA1010.01	FA1010.01.BN	SHELVING SYSTEM - Solid brass T-bracket for shelving system 56mm W, 26mm dia internal, 31mm Dia Externally, 55mm proj.					Coming soon
	FA1012.01	FA1012.01.BN	SHELVING SYSTEM - Solid brass wall bracket 55mm dia, 29mm proj. for shelving system					Coming soon
	FA1011.03	FA1011.03.BN	SHELVING SYSTEM - Solid brass back-to-wall horizontal rail 306mm x 20mm dia					Coming soon
	FA1011.04	FA1011.04.BN	SHELVING SYSTEM - Solid brass back-to-wall horizontal rail 406mm x 20mm dia					Coming soon
	FA1011.05	FA1011.05.BN	SHELVING SYSTEM - Solid brass back-to-wall horizontal rail 506mm x 20mm dia					Coming soon
	FA1011.06	FA1011.06.BN	SHELVING SYSTEM - Solid brass back-to-wall horizontal rail 606mm x 20mm dia for shelving system *for Verticals use the HR1004 with HR1005 or HR1006.					Coming soon
	HR1004.01	HR1004.01.BN	Solid brass round rail for use vertically in Shelving System L: 600mm, Dia: 25mm	\$180	\$185	\$195	\$200	\$210
	HR1004.02	HR1004.02.BN	Solid brass round rail for use vertically in Shelving System L: 1200mm, Dia: 25mm	\$320	\$335	\$345	\$360	\$370
	HR1004.03	HR1004.03.BN	Solid brass round rail for use vertically in Shelving System L: 2400mm, Dia: 25mm	\$1,005	\$1,045	\$1,085	\$1,125	\$1,165
	HR1005.01	HR1005.01.BN	Solid brass classic top and bottom end bracket for vertical round rail as part of the Shelving System Outer dia: 43mm D:25mm	\$120	\$125	\$130	\$135	\$140

HR1005

SHELVING

SYSTEM

FA1012

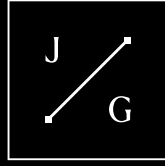
FA1011

FA1010

HR1004





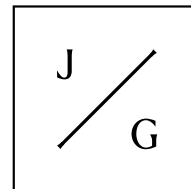







JOSEPH GILES

Exquisite Functionalism

STAIR HARDWARE

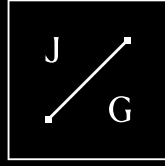
STAIR HARDWARE



	PRODUCT CODE	EXAMPLE ORDER CODE	DESCRIPTION	BN/CSB/PC/PN	BBW/PBW	MABW/DBZW	CBB/CPB	CMAB/CDBZ
	SR1001.01	SR1001.01.BN	Regal solid brass stair rod	POA	POA	POA	POA	POA
	SR1002.01	SR1002.01.BN	Clerke solid brass stair rod	POA	POA	POA	POA	POA
	SR1003.01	SR1003.01.BN	Davis solid brass stair rod	POA	POA	POA	POA	POA
	HB1001.01	HB1001.01.BN	Fonteyn solid brass handrail bracket H: 89mm, Proj: 78mm Rose: 52mm	\$390	\$405	\$420	\$435	\$450
	HB1002.01	HB1002.01.BN	Montgomery solid brass handrail bracket H: 99mm, Proj: 79mm Rose: 52mm	\$455	\$470	\$490	\$510	\$525







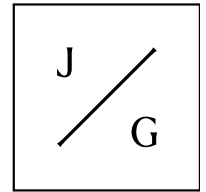
JOSEPH GILES








Exquisite Functionalism

WINDOW HARDWARE

WINDOW

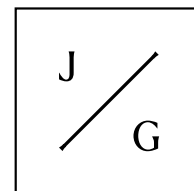
SASH











	PRODUCT CODE	EXAMPLE ORDER CODE	DESCRIPTION	BN/CSB/PC/PN	BBW/PBW	MABW/DBZW	CBB/CPB	CMAB/CDBZ
	WN1009.01	WN1009.01.BN	Cube sash lift L: 50mm, proj: 25mm	\$120	\$125	\$130	\$135	\$140
	WN1068.01	WN1068.01.BN	Sash window Lift	\$65	\$65	\$70	\$75	\$75
	WN1095.01	WN1095.01.BN	'Sara' Sash window Fitch Fastener	\$240	\$245	\$255	\$265	\$275
	WN1078.01	WN1078.01.BN	Ball socket sash window fastener, plate L: 50mm, plate W: 18mm, o/a proj: 22mm	\$310	\$325	\$335	\$350	\$360
	WN1079.01	WN1079.01.BN	Ball socket sash window fastener with diamond knurl, plate L: 50mm, plate W: 18mm/12.5mm, o/a proj: 22mm	\$300	\$315	\$325	\$340	\$350
	WN1013.01	WN1013.01.BN	Cube sash fastener L: 62mm, proj: 22mm	\$305	\$320	\$330	\$345	\$355
	WN1045.01	WN1045.01.BN	Packer for Cube Sash Fastener 65mm x 15mm x 1mm	\$45	\$45	\$50	\$50	\$50
	WN1045.02	WN1045.02.BN	65mm x 15mm x 2mm	\$55	\$55	\$60	\$60	\$60
	WN1045.03	WN1045.03.BN	65mm x 15mm x 3mm	\$60	\$65	\$65	\$70	\$70

WINDOW

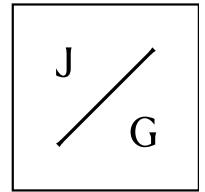
SASH







	PRODUCT CODE	EXAMPLE ORDER CODE	DESCRIPTION	BN/CSB/PC/PN	BBW/PBW	MABW/DBZW	CBB/CPB	CMAB/CDBZ
	WN1073.01	WN1073.01.BN	Lockable Recessed Sash window Stop	\$130	\$135	\$140	\$145	\$150
	WN1074.01	WN1074.01.BN	Pair of Sash window Removable Stops	\$155	\$160	\$165	\$175	\$180
	WN1075.01	WN1075.01.BN	Sash window Lock	\$70	\$75	\$80	\$80	\$85
	WN1091.01	WN1091.01.BN	Hex Sash window Key	\$110	\$110	\$115	\$120	\$125
	WN1115.01	WN1115.01.BN	'Penrose' Sash window Lift Handle 140mm x 27mm with 125mm centres	\$100	\$105	\$110	\$115	\$115
	WN1115.02	WN1115.02.BN	204mm x 27mm with 192mm centres	\$115	\$120	\$125	\$130	\$135
	WN1092.01	WN1092.01.BN	Sash window Pulley with Cover	\$145	\$150	\$155	\$165	\$170
	WN1020.01	WN1020.01.BN	Casement window Lock with Key	\$135	\$140	\$150	-	-

WINDOW

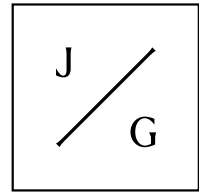
FOR ESPAGNOLETTE WINDOW locking SYSTEMS











	PRODUCT CODE	EXAMPLE ORDER CODE	DESCRIPTION	BN/CSB/PC/PN	BBW/PBW	MABW/DBZW	CBB/CPB	CMAB/CDBZ
	WN1061.01	WN1061.01.LH.BN WN1061.01.RH.BN	Ashworth Espagnolette window Handle - Handed L: 121mm, base H: 64mm W:22mm Available left or right handed	\$540	\$560	\$585	\$605	\$625
	WN1060.01	WN1060.01.LH.BN WN1060.01.RH.BN	Fonteyn Espagnolette window Handle L: 120mm, base H: 64mm W:22mm Available left or right handed	\$530	\$550	\$570	\$595	\$615
	WN1062.01	WN1062.01.LH.BN WN1062.01.RH.BN	Ashworth knurled espagnolette window handle L: 121mm, base H: 64mm W:22mm Available left or right handed	\$605	\$630	\$655	\$675	\$700
	WN1077.01	WN1077.01.LH.BN WN1077.01.RH.BN	Cube Espagnolette window Handle L: 121mm, base H: 64mm W:22mm Available left or right handed	\$885	\$920	\$955	\$990	\$1,025

WINDOW

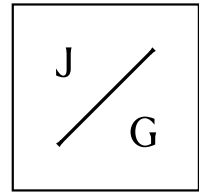
Casement







	PRODUCT CODE	EXAMPLE ORDER CODE	DESCRIPTION	BN/CSB/PC/PN	BBW/PBW	MABW/DBZW	CBB/CPB	CMAB/CDBZ
	WN1004.01	WN1004.01.BN	Traditional locking casement window Stay 254mm overall	\$245	\$255	\$265	POA	POA
	WN1004.02	WN1004.02.BN	Traditional locking casement window Stay 305mm overall	\$265	\$275	\$290	POA	POA
	WN1085.01	WN1085.01.BN	Cube casement stay for outward opening sash 261mm overall	\$1,110	\$1,155	\$1,200	\$1,245	\$1,290
	WN1085.02	WN1085.02.BN	Cube casement stay for outward opening sash 361mm overall	\$1,150	\$1,195	\$1,240	\$1,285	\$1,335
	WN1102.01	WN1102.01.BN	Casement window Stay with smooth grip 272mm overall	\$360	\$375	\$390	\$405	\$420
	WN1102.02	WN1102.02.BN	Casement window Stay with smooth grip 372mm overall	\$395	\$410	\$430	\$445	\$460
	WN1103.01	WN1103.01.BN	Casement window Stay with diamond knurl 272mm overall	\$420	\$435	\$450	\$470	\$485
	WN1103.02	WN1103.02.BN	Casement window Stay with diamond knurl Grip 372mm overall	\$455	\$470	\$490	\$510	\$525
	WN1104.01	WN1104.01.BN	Casement window Stay with linear knurl Grip 272mm overall	\$420	\$435	\$450	\$470	\$485
	WN1104.02	WN1104.02.BN	Casement window Stay with linear knurl Grip 372mm overall	\$455	\$470	\$490	\$510	\$525

WINDOW

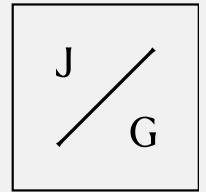
Casement



	PRODUCT CODE	EXAMPLE ORDER CODE	DESCRIPTION	BN/CSB/PC/PN	BBW/PBW	MABW/DBZW	CBB/CPB	CMAB/CDBZ
	WN1007.01	WN1007.01.BN	Traditional Bulb-End casement Fastener Features both left or right handing by flipping handle over	\$210	\$215	\$225	POA	POA
	WN1055.01	WN1055.01.LH.BN	Wedge casement window handle L: 120mm, base H: 64mm, Tab L: 32mm	\$520	\$540	\$565	\$585	\$605
		WN1055.01.RH.BN	Available left or right handed					
	WN1055.02	WN1055.02.LH.BN	Wedge casement window handle L: 120mm, base H: 64mm, Tab L: 32mm	\$520	\$540	\$565	\$585	\$605
		WN1055.02.RH.BN	Available left or right handed					
	WN1056.01	WN1056.01.LH.BN WN1056.01.RH.BN	Fonteyn casement window handle L: 120mm, base H: 64mm, Tab L: 32mm Available left or right handed	\$570	\$595	\$615	\$640	\$660
	WN1057.01	WN1057.01.LH.BN	Ashworth smooth casement window set, handle L: 121mm, base H: 64mm, Tab L: 24mm Available left or right handed	\$570	\$590	\$615	\$635	\$660
	WN1057.02	WN1057.02.LH.BN	Ashworth smooth casement window handle L: 121mm, base H: 64mm, Tab L: 32mm Available left or right handed	\$570	\$590	\$615	\$635	\$660

WINDOW

Casement




	PRODUCT CODE	EXAMPLE ORDER CODE	DESCRIPTION	BN/CSB/PC/PN	BBW/PBW	MABW/DBZW	CBB/CPB	CMAB/CDBZ
	WN1058.01	WN1058.01.LH.BN	Ashworth solid brass handed casement window handle with diamond knurl	\$635	\$660	\$685	\$710	\$735
		WN1058.01.RH.BN	L: 121mm, base H: 64mm, Tab L: 24mm Available left or right handed					
	WN1058.02	WN1058.02.LH.BN	Ashworth solid brass handed casement window handle with diamond knurl	\$635	\$660	\$685	\$710	\$735
		WN1058.02.RH.BN	L: 121mm, base H: 64mm, Tab L: 32mm Available left or right handed					
	WN1076.01	WN1076.01.LH.BN	Cube LH casement window handle	\$1,090	\$1,135	\$1,180	\$1,220	\$1,265
		WN1076.01.RH.BN	L: 112mm, base H: 64mm, tab L: 24mm Available left or right handed					
	WN1093.01	WN1093.01.BN	Round hook plate for casement window handles	\$160	\$165	\$170	\$175	\$185
	WN1094.01	WN1094.01.BN	Cube hook plate for casement window handles	\$185	\$195	\$200	\$210	\$215



G

CE
0407



JOSEPH GILES

Exquisite Functionalism





FUNCTIONAL
DOOR HARDWARE

MAGNETIC CATCHES

Joseph Giles designed these recessed magnetic catches to fix the things that clients did not like about traditional roller bolts: such as being a little aggressive to use, noisy, and with a visible strike plate.

Utilising high-strength neodymium magnets which they have carefully encased in solid brass housings, ensuring a door is easy to use, silent in operation, there are no visible strike plates, and being made from brass, they will perfectly match other Joseph Giles hardware.






	PRODUCT CODE	EXAMPLE ORDER CODE	DESCRIPTION	BN/CSB/PC/PN	BBW/PBW	MABW/DBZW	CBB/CPB	CMAB/CDBZ
	LA1082.01	LA1082.01.BN	Solid brass recessed silent magnetic door catch 26mm dia. 16mm depth per piece.	\$270	\$280	\$295	\$305	\$315
	LA1166.01	LA1166.01.BN	Solid brass recessed flanged silent magnetic door catch 30mm dia. 16mm depth per piece. Adhesive fix.	\$285	\$295	\$305	\$320	\$330
	LA1158.01	LA1158.01.BN	Solid brass recessed silent magnetic cabinet catch. 12mm dia. 5.5mm depth per piece. Adhesive fix.	\$55	\$60	\$60	\$65	\$65
	DS1026.01	DS1026.01.BN.JGL01	Wall-Mounted Magnetic Door Stop & Holder	\$635	\$660	\$685	\$710	\$735

ROLLER CATCH

These roller bolts are used in push-pull applications for single or double doors. They can be installed in the head or the side of a door and they are usually fitted in conjunction with door pull handles. Roller catch for the side or top of a door.

With the lockcase fitted centrally within the door thickness, the minimum recommended door thickness is 40mm.



	PRODUCT CODE	EXAMPLE ORDER CODE	DESCRIPTION	BN/CSB/PC/PN	BBW/PBW	MABW/DBZW	CBB/CPB	CMAB/CDBZ
	DOOR LEVER, DOOR KNOB, FLUSH PULL WITH LIP or DOOR PULL		With this configuration you will need to specify which door lever or knob you require a pair of . Our staff will specify the handle as a deadfix spindle so it is non-operative.					
ROLLER CATCH								
	LA1026.01	LA1026.01.BN.BF	Case size 65d x 62h x 14mm. Forend 25 x 101mm and strike 22 x 58mm. Supplied with metal dustbox. Branded (BF) or unbranded (UF) forends	\$70	\$70	\$75	\$80	POA
OPTIONAL EXTRA								
	XS1026		Extended strike plate to suit roller bolt catch LA1026	POA	POA	POA	POA	POA

NOTE: We only sell these items in conjunction with Joseph Giles Decorative Door Hardware
Retail pricing incl. GST. This pricelist published & distributed by The English Tapware Company, Australia. This document supersedes all previous pricelists and is subject to change without notice. E+OE. Issued on 01 June 2026. V044INTD-JG. Telephone VIC: 03 918 1403 NSW: 02 9362 4736. WWW.ENGLISHTAPWARE.COM.AU

SLIDING DOOR


DOOR END PULL

The absolute essence of top-quality British engineering, every internal component and cog in this 'Yellow' pocket sliding door end pull is engineered from the highest quality steel and brass to the tightest of tolerances.


Each pull is carefully hand-assembled to ensure the inner workings dovetail together perfectly and provide a seamless operating experience.

This innovative sliding door end pull provides a clever and original way of pulling out a sliding door from its pocket. Once the small brass button is pressed, the little brass handle pops out, thus providing a grip with which to pull the door.





	PRODUCT CODE	DESCRIPTION	BN/CSB/ PC/ PN	BBW/ PBW	MABW/ DBZW	CBB/ CPB	CMAB/ CDBZ
	FLUSH PULL SET	With this configuration you will need to specify which style of the SF series flush pull you require .					

PREMIUM SLIDING DOOR DOOR END PULL

	SF1086.01	SF1086.01.BN 'YELLOW PULL' solid brass pocket sliding door end pull H: 180mm D: 90mm W: 22mm	\$475	\$490	\$510	\$530	\$550
---	-----------	--	-------	-------	-------	-------	-------

OTHER SLIDING DOOR DOOR END PULL OPTIONS

	SF1084.01	SF1084.01.BN Solid brass pocket sliding door end pull H: 81mm, W: 25mm, D: 19mm	\$325	\$335	\$350	\$365	\$375
	SF1084.02	SF1084.02.BN Solid brass pocket sliding door end pull- optimised for comfortable use with long nails H: 81mm, W: 25mm, D: 35mm	\$365	\$380	\$395	\$410	\$425
	SF1068.01	SF1068.01.BN Rectangular solid brass recessed pull with End pull H: 175mm, W: 44mm, D: 60mm for 44mm doors	\$1,295	\$1,350	\$1,400	\$1,450	\$1,505
	SF1068.02	SF1068.02.BN Rectangular solid brass recessed pull with End pull H: 300mm, W: 44mm, D: 60mm for 44mm doors	\$1,730	\$1,795	\$1,865	\$1,935	\$2,005

NOTE: We only sell these items in conjunction with Joseph Giles Decorative Door Hardware

Retail pricing incl. GST. This pricelist published & distributed by The English Tapware Company, Australia. This document supersedes all previous pricelists and is subject to change without notice. E+OE. Issued on 01 June 2026. V044INTD-JG. Telephone VIC: 03 918 1403 NSW: 02 9362 4736. WWW.ENGLISHTAPWARE.COM.AU

SLIDING DOOR

PRIVACY LOCKS

This sliding door lock is recessed into the door and the dead-bolt is operated by a privacy thumb-turn from the inside and emergency release from the outside. These locks are usually installed on doors that lead into a powder-room, bathroom or WC. Any Joseph Giles privacy thumb turn and emergency Privacy coin release will be compatible with the 5mm square spindle hole in this lock.

When installing these locks, please ensure that the cut-out in the frame for the bolt is wide enough to house the splayed-out dead-bolt. It is essential that these locks and the associated recessed fittings are fitted with a high degree of precision.

PLEASE NOTE: Minimum door thickness when used with JOSEPH GILES recessed privacy flush pull sets is 44mm



PRODUCT CODE	DESCRIPTION	BN/CSB/ PC/ PN	BBW/ PBW	MABW/ DBZW	CBB/ CPB	CMAB/ CDBZ
--------------	-------------	-------------------	-------------	---------------	-------------	---------------



PRIVACY FLUSH
PULL
SET

With this configuration you will need to specify which size of the SF1050 privacy flush pull you require .

PREMIUM SLIDING DOOR PRIVACY LOCK



LA1165.01

'YELLOW PULL' solid brass pocket sliding door lock

H: 180mm D: 90mm W: 25mm

Pair with SF1084

\$625

\$650

\$675

\$700

\$725

PREMIUM SLIDING DOOR PRIVACY LOCK WITH PULL



LA1163.01

'YELLOW PULL' solid brass pocket sliding door end pull with locking function

H: 180mm D: 90mm W: 25mm

\$880

\$915

\$955

\$990

\$1,025

LOCKS & LATCHES

MORTICE LATCH - INTERNAL PASSAGE DOORS




The Joseph Giles "Orange" latches and locks are the absolute essence of top-quality British engineering with every component engineered from the highest quality brass and steel. They are carefully hand-assembled to ensure the inner workings dovetail perfectly together to provide seamless operation and a latch that will last a lifetime.

This mortice latch is recessed into the edge of the door and the latch-bolt is operated by pair of knobs or lever handles. These latches are used on non-locking doors.

These latches are available in three spring strengths:
 LA1155 (L) – LIGHT SPRUNG for door knobs
 LA1155 (M) – MEDIUM SPRUNG for LV1005, LV1045, LV1123, LV1124, LV1126, LV1198 levers
 LA1155 (H) – HEAVY SPRUNG for other levers

Use these LA1155 mortice latches with JOSEPH GILES door knobs (DK series) and lever handles (LV series).
 With the lockcase fitted centrally within the door thickness, the minimum recommended door thickness is 40mm.



	PRODUCT CODE	EXAMPLE ORDER CODE	DESCRIPTION	BN/CSB/PC/PN*	BBW/PBW	MABW/DBZW	CBB/CPB	CMAB/CDBZ
	PAIR OF DOOR LEVERS		With this configuration you will need to specify which door lever or knob you require a pair of .					
	or		Our staff will calculate the correct spring strength (light, medium or heavy) to ensure optimum operation of your door levers or knobs.					
	PAIR OF DOOR KNOBS							
MORTICE LATCH								
	LA1155.01	LA1155.01. BN.BF.HS	Mortice latch for internal door. 60mm backset for handle. Case size 165h x 90d x 15mm. Forend 24 x 235mm and strike 26 x 99mm. Supplied with metal dustbox.	\$195	\$205	\$210	\$220	\$225
	LA1155.02	LA1155.02. BN.BF.HS	Mortice latch for internal door. 80mm backset for handle. Case size 165h x 110d x 15mm. Forend 24 x 235mm and strike 26 x 99mm. Supplied with metal dustbox.	\$260	\$270	\$280	\$290	\$300
OPTIONAL EXTRAS								
	LA1160.01.LH		Left-hand rebate kit for LA1155 and LA1157 mortice latches installed into a pair of internal doors with rebated meeting styes.	\$380	\$395	\$410	\$425	\$440

* **BN/PC/ PN** latch forend and strike plate are PSS and SSS steel material, rather than brass.

NOTE: We only sell these items in conjunction with Joseph Giles Decorative Door Hardware

Retail pricing incl. GST. This pricelist published & distributed by The English Tapware Company, Australia. This document supersedes all previous pricelists and is subject to change without notice. E+OE. Issued on 01 June 2026. V044INTD-JG. Telephone VIC: 03 918 1403 NSW: 02 9362 4736. WWW.ENGLISHTAPWARE.COM.AU

LOCKS & LATCHES

MORTICE LOCK - INTERNAL PRIVACY DOORS

MORTICE LOCK WITH PRIVACY LATCH

The Joseph Giles "Orange" latches and locks are the absolute essence of top-quality British engineering with every component engineered from the highest quality brass and steel. They are carefully hand-assembled to ensure the inner workings dovetail perfectly together to provide seamless operation and a latch that will last a lifetime. This mortice latch with privacy is recessed into the edge of the door. The latch-bolt is operated by pair of knobs or lever handles and the privacy-bolt is operated by a privacy thumb-turn from the inside and an emergency release on the outside.


These latches are available in three spring strengths:




LA1156 (L) – LIGHT SPRUNG for door knobs

LA1156 (M) – MEDIUM SPRUNG for LV1005, LV1045, LV1123, LV1124, LV1126, LV1198 levers


LA1156 (H) – HEAVY SPRUNG for other levers

Use these LA1156 latches with JOSEPH GILES door knobs (DK series) and lever handles (LV series) and for the privacy use JOSEPH GILES privacy thumb turns (TT1 series) and Privacy coin releases (RL1 series). With the lockcase fitted centrally within the door thickness, the minimum recommended door thickness is 40mm.





	PRODUCT CODE	DESCRIPTION	BN/CSB/ PC/ PN	BBW/ PBW	MABW/ DBZW	CBB/ CPB	CMAB/ CDBZ
	PAIR OF DOOR LEVERS or PAIR OF DOOR KNOBS	With this configuration you will need to specify which door lever or knob you require a pair of . Our staff will calculate the correct spring strength (light, medium or heavy) to ensure optimum operation of your door levers or knobs.					
	Privacy thumb turn	With this configuration you will need to specify which privacy thumb turn you require .					
	Privacy coin release	With this configuration you will need to specify which Privacy coin release you require .					

MORTICE LATCH & LOCK

	LA1156.01	LA1156.01. BN.BF.HS	Mortice latch with privacy for internal door. 60mm backset for handle and 78mm centres. Case size 165h x 90d x 15mm. Forend 24 x 235mm and strike 24 x 235mm. Supplied with metal dustbox.	\$220	\$230	\$240	\$245	\$255
	LA1156.02	LA1156.02. BN.BF.HS	Mortice latch with privacy for internal door. 80mm backset for handle and 78mm centres. Case size 165h x 110d x 15mm. Forend 24 x 235mm and strike 24 x 235mm. Supplied with metal dustbox.	\$285	\$295	\$305	\$320	\$330

OPTIONAL EXTRAS

	LA1159.01	LA1159.01.BN	Non-handed rebate kit for LA1154 and LA1156 mortice latches installed into a pair of internal doors with rebated meeting styes.	\$380	\$395	\$410	\$425	\$440
	XS1154.02		Extended strike plate for an extra-wide door frame for LA1154 and LA1156 mortice latches. (5mm longer lead-in lip.)	POA	POA	POA	POA	POA

* BN/PC/ PN latch forend and strike plate are PSS and SSS steel material, rather than brass.

NOTE: We only sell these items in conjunction with Joseph Giles Decorative Door Hardware

Retail pricing incl. GST. This pricelist published & distributed by The English Tapware Company, Australia. This document supersedes all previous pricelists and is subject to change without notice. E+OE. Issued on 01 June 2026. V044INTD-JG. Telephone VIC: 03 918 1403 NSW: 02 9362 4736. WWW.ENGLISHTAPWARE.COM.AU

LOCKS & LATCHES

NIGHT LATCH FOR EURO CYLINDER - ENTRANCE DOORS

"Night-latches" are fitted into the front door with no lever or knob needed on the outside. From the outside the latch-bolt is opened by a key in the Euro cylinder and from the inside it can be opened by turning a thumb-turn in the other end of the cylinder. The door can also be opened by a lever handle on the inside of the door instead of the thumb-turn.

Euro cylinders are not supplied with Joseph Giles locks and need to be specified or procured separately.

These latches are available in three spring strengths:



LA1157 (L) – LIGHT SPRUNG for door knobs

LA1157 (M) – MEDIUM SPRUNG for LV1005, LV1045, LV1123, LV1124, LV1126, LV1198 levers

LA1157 (H) – HEAVY SPRUNG for other levers

With the lockcase fitted centrally within the door thickness, the minimum recommended door thickness is 40mm.



	PRODUCT CODE	EXAMPLE ORDER CODE	DESCRIPTION	BN/CSB/PC/ PN	BBW/PBW	MABW/DBZW	CBB/CPB	CMAB/CDBZ
	DOOR LEVER or DOOR KNOB		With this configuration you will need to specify ONE door lever or knob for the INSIDE of your door only. Our staff will calculate the correct spring strength (light, medium or heavy) to ensure optimum operation of your door levers or knobs.					
	ESCUTCHEON x 2		With this configuration you will need an escutcheon on BOTH sides of the door to trim your key cylinder					
KEY CYLINDER								
	HALF CYLINDER WITH TURN ON INSIDE	CT-1221	Our staff will consult with you on the type of functionality you require. With this configuration you will need to specify if you want: TURN INSIDE	\$340	\$340	\$340		
MORTICE NIGHT-LATCH								
	LA1157.01	LA1157.01.BN. BF.HS	Mortice night-latch for Euro cylinder. The latch bolt can be opened by a key in the Euro cylinder from the outside and a lever handle or turn on the inside. 60mm backset for the handle and 72mm centres. Case size 165h x 90d x 15mm. Forend 24 x 99mm and strike 26 x 99mm. Supplied with metal dustbox.	\$370	\$385	\$400	\$415	\$430
	LA1157.02	LA1157.02.BN. BF.HS	80mm backset for the handle and 72mm centres. Case size 165h x 110d x 15mm. Forend 24 x 99mm and strike 26 x 99mm. Supplied with metal dustbox.	\$435	\$450	\$470	\$485	\$505
OPTIONAL EXTRAS								
	LA1160.01.LH		Left handed rebate kit for a LA1155 or LA1157 lock in a pair of rebated doors.	\$380	\$395	\$410	\$425	\$440
	LA1160.01.RH		Right handed rebate kit for a LA1155 or LA1157 lock in a pair of rebated doors.	\$380	\$395	\$410	\$425	\$440
	XS1155.02		Extended strike plate for an extra-wide door frame for LA1155/ LA1157 mortice latches. (6mm longer lead-in lip.)	POA	POA	POA	POA	POA

* **BN/PC/ PN** latch forend and strike plate are PSS and SSS steel material, rather than brass.

NOTE: We only sell these items in conjunction with Joseph Giles Decorative Door Hardware

Retail pricing incl. GST. This pricelist published & distributed by The English Tapware Company, Australia. This document supersedes all previous pricelists and is subject to change without notice. E+OE. Issued on 01 June 2026. V044INTD-JG. Telephone VIC: 03 918 1403 NSW: 02 9362 4736. WWW.ENGLISHTAPWARE.COM.AU

LOCKS & LATCHES

DOOR LATCH WITH EURO CYLINDER LOCK








This high performance vertical latch lock is recessed into the door and the latchbolt is operated by a pair of lever handles - with an 8mm spindle and the deadbolt is operated by a euro cylinder. Euro cylinders are not supplied with the locks and need to be specified or procured separately.

With the lockcase fitted centrally within the door thickness, the minimum recommended door thickness is 40mm.

These latches are available in three spring strengths:
 LA1154 (L) – LIGHT SPRUNG for door knobs
 LA1154 (M) – MEDIUM SPRUNG for LV1005, LV1045, LV1123, LV1124, LV1126, LV1198 levers
 LA1154 (H) – HEAVY SPRUNG for other levers

With the lockcase fitted centrally within the door thickness, the minimum recommended door thickness is 40mm.



	PRODUCT CODE	DESCRIPTION	BN/ CSB/ PC/ PN	BBW/ PBW	MABW/ DBZW	CBB/ CPB	CMAB/ CDBZ
	PAIR OF DOOR LEVERS or PAIR OF DOOR KNOBS	With this configuration you will need to specify which door lever or knob you require a pair of. Our staff will calculate the correct spring strength (light, medium or heavy) to ensure optimum operation of your door levers or knobs.					
	ESCUTCHEON x 2	With this configuration you will need an escutcheon on BOTH sides of the door to trim your key cylinder					
KEY CYLINDER							
	KEY CYLINDER WITH TURN ON INSIDE CT-120	Our staff will consult with you on the type of functionality you require. With this configuration you will need to specify if you want: TURN INSIDE	\$375	\$375	\$375		
	KEY CYLINDER KEYED BOTH SIDES CT-121	Our staff will consult with you on the type of functionality you require. With this configuration you will need to specify if you want: KEY INSIDE	\$435	\$435	\$435		
MORTICE LATCH & LOCK							
	LA1154.01 LA1154.01.BN. BF.HS	Mortice latch and lock for Euro cylinder. 60mm backset for handle and 72mm centres. Case size 165h x 90d x 15mm. Forend 24 x 235mm and strike 26 x 99mm. Supplied with metal dustbox.	\$215	\$225	\$230	\$240	\$250
	LA1154.02 LA1154.02.BN. BF.HS	Mortice latch and lock for Euro cylinder. 80mm backset for handle and 72mm centres. Case size 165h x 110d x 15mm. Forend 24 x 235mm and strike 26 x 99mm. Supplied with metal dustbox.	\$275	\$290	\$300	\$310	\$320
OPTIONAL EXTRAS							
	LA1159.01	Non-handed rebate kit for LA1154 and LA1156 mortice latches installed into a pair of internal doors with rebated meeting styes.	\$380	\$395	\$410	\$425	\$440
	XS1154.02	Extended strike plate for an extra-wide door frame for LA1154 and LA1156 mortice latches. (5mm longer lead-in lip.)	POA	POA	POA	POA	POA

* BN/PC/ PN latch forend and strike plate are PSS and SSS steel material, rather than brass.

NOTE: We only sell these items in conjunction with Joseph Giles Decorative Door Hardware

Retail pricing incl. GST. This pricelist published & distributed by The English Tapware Company, Australia. This document supersedes all previous pricelists and is subject to change without notice. E+OE. Issued on 01 June 2026. V044INTD-JG. Telephone VIC: 03 918 1403 NSW: 02 9362 4736. WWW.ENGLISHTAPWARE.COM.AU

LOCKS & LATCHES

HORIZONTAL LATCH - INTERNAL PASSAGE DOORS

The Joseph Giles "Orange" latches and locks are the absolute essence of top-quality British engineering with every component engineered from the highest quality brass and steel. They are carefully hand-assembled to ensure the inner workings dovetail perfectly together to provide seamless operation and a latch that will last a lifetime.

This mortice latch is recessed into the edge of the door and the latch-bolt is operated by pair of knobs or lever handles. These latches are used on non-locking doors.

These latches are available in three spring strengths:

LA1155 (L) – LIGHT SPRUNG for door knobs





LA1155 (M) – MEDIUM SPRUNG for LV1005, LV1045, LV1123, LV1124, LV1126, LV1198 levers

LA1155 (H) – HEAVY SPRUNG for other levers

Use these LA1155 mortice latches with JOSEPH GILES door knobs (DK series) and lever handles (LV series).

With the lockcase fitted centrally within the door thickness, the minimum recommended door thickness is 40mm.



	PRODUCT CODE	EXAMPLE ORDER CODE	DESCRIPTION	BN/CSB/PC/PN*	BBW/PBW	MABW/DBZW	CBB/CPB	CMAB/CDBZ
	PAIR OF DOOR LEVERS		With this configuration you will need to specify which door lever or knob you require a pair of .					
	or		Our staff will calculate the correct spring strength (light, medium or heavy) to ensure optimum operation of your door levers or knobs.					
	PAIR OF DOOR KNOBS							
HORIZONTAL LATCH								
	LA1042.01	LA1042.01.SSS	Horizontal latch for internal door 38.5mm backset for lock, 102mm backset for latch. Case size 70h x 123.5d x 15mm. Forend 25.4 x 121mm and strike 25.4 x 140mm. Supplied with metal dustbox.	\$130	\$145	\$150	\$155	\$160
	LA1042.02	LA1042.02.SSS	Horizontal latch for internal door. 51mm backset for lock, 127mm backset for latch. Case size 70h x 149.5d x 15mm. Forend 25.4 x 121mm and strike 25.4 x 140mm. Supplied with metal dustbox.	\$140	\$155	\$165	\$170	\$175
OPTIONAL EXTRAS								
	LA1084.01		Horizontal Lock Infill Kit for Doors with Rebated Stile. Its purpose is to ensure the doors function properly, reinforcing the area where the lock or latch is fitted to maintain security and heighten aesthetics.	\$340	\$355	\$365	\$380	\$395
	XS1042.01		Extended strike plate for an extra-wide door frame for LA1042 horizontal latches. (6mm longer lead-in lip.) Other extension sizes available. MADE TO ORDER	POA	POA	POA	POA	POA

* **BN/PC/PN** latch forend and strike plate are PSS and SSS steel material, rather than brass.

NOTE: We only sell these items in conjunction with Joseph Giles Decorative Door Hardware

Retail pricing incl. GST. This pricelist published & distributed by The English Tapware Company, Australia. This document supersedes all previous pricelists and is subject to change without notice. E+OE. Issued on 01 June 2026. V044INTD-JG. Telephone VIC: 03 918 1403 NSW: 02 9362 4736. WWW.ENGLISHTAPWARE.COM.AU

LOCKS & LATCHES

HORIZONTAL LOCK - INTERNAL PRIVACY DOORS

MORTICE LOCK WITH PRIVACY LATCH

The Joseph Giles "Orange" latches and locks are the absolute essence of top-quality British engineering with every component engineered from the highest quality brass and steel. They are carefully hand-assembled to ensure the inner workings dovetail perfectly together to provide seamless operation and a latch that will last a lifetime.

This mortice latch with privacy is recessed into the edge of the door. The latch-bolt is operated by pair of knobs or lever handles and the privacy-bolt is operated by a privacy thumb-turn from the inside and an emergency release on the outside.





These latches are available in three spring strengths:

- LA1156 (L) – LIGHT SPRUNG for door knobs
- LA1156 (M) – MEDIUM SPRUNG for LV1005, LV1045, LV1123, LV1124, LV1126, LV1198 levers
- LA1156 (H) – HEAVY SPRUNG for other levers


Use these LA1156 latches with JOSEPH GILES door knobs (DK series) and lever handles (LV series) and for the privacy use JOSEPH GILES privacy thumb turns (TT1 series) and Privacy coin releases (RL1 series).

With the lockcase fitted centrally within the door thickness, the minimum recommended door thickness is 40mm.





	PRODUCT CODE	DESCRIPTION	BN/CSB/ PC/ PN*	BBW/ PBW	MABW/ DBZW	CBB/ CPB	CMAB/ CDBZ
	PAIR OF DOOR LEVERS	With this configuration you will need to specify which door lever or knob you require a pair of .					
	or	Our staff will calculate the correct spring strength (light, medium or heavy) to ensure optimum operation of your door levers or knobs.					
	PAIR OF DOOR KNOBS						
	Privacy thumb turn	With this configuration you will need to specify which privacy thumb turn you require .					
	Privacy coin release	With this configuration you will need to specify which Privacy coin release you require .					

HORIZONTAL LATCH & LOCK

	LA1041.01	LA1041.01.BN	Horizontal latch for internal door 38.5mm backset for lock, 102m backset for latch. Case size 70h x 123.5d x 15mm. Forend 25.4 x 121mm and strike 25.4 x 140mm. Supplied with metal dustbox.	\$155	\$175	\$185	\$190	\$195
	LA1041.02	LA1041.02.BN	Horizontal latch for internal door. 51mm backset for lock, 127mm backset for latch. Case size 70h x 149.5d x 15mm. Forend 25.4 x 121mm and strike 25.4 x 140mm. Supplied with metal dustbox.	\$170	\$190	\$195	\$205	\$210

OPTIONAL EXTRAS

	LA1084.01		Horizontal Lock Infill Kit for Doors with Rebated Stile. Its purpose is to ensure the doors function properly, reinforcing the area where the lock or latch is fitted to maintain security and heighten aesthetics.	\$340	\$355	\$365	\$380	\$395
	XS1039.01		Extended strike plate for an extra-wide door frame for LA1041 horizontal latches. (6mm longer lead-in lip.) Other extension sizes available. MADE TO ORDER	POA	POA	POA	POA	POA

NOTE: We only sell these items in conjunction with Joseph Giles Decorative Door Hardware

Retail pricing incl. GST. This pricelist published & distributed by The English Tapware Company, Australia. This document supersedes all previous pricelists and is subject to change without notice. E+OE. Issued on 01 June 2026. V044INTD-JG. Telephone VIC: 03 918 1403 NSW: 02 9362 4736. WWW.ENGLISHTAPWARE.COM.AU

LOCKS & LATCHES

HORIZONTAL LATCH WITH EURO CYLINDER LOCK

This high performance vertical latch lock is recessed into the door and the latchbolt is operated by a pair of lever handles - with an 8mm spindle and the deadbolt is operated by a euro cylinder. Euro cylinders are not supplied with the locks and need to be specified or procured separately.

With the lockcase fitted centrally within the door thickness, the minimum recommended door thickness is 40mm.



	PRODUCT CODE	DESCRIPTION	BN/CSB/PC/PN*	BBW/PBW	MABW/DBZW	CBB/CPB	CMAB/CDBZ	
	PAIR OF DOOR LEVERS	With this configuration you will need to specify which door lever or knob you require a pair of .						
	or	Our staff will calculate the correct spring strength (light, medium or heavy) to ensure optimum operation of your door levers or knobs.						
	PAIR OF DOOR KNOBS							
	ESCUTCHEON x 2	With this configuration you will need an escutcheon on BOTH sides of the door to trim your key cylinder						
KEY CYLINDER								
	KEY CYLINDER WITH TURN ON INSIDE	Our staff will consult with you on the type of functionality you require. With this configuration you will need to specify if you want: TURN INSIDE						
	KEY CYLINDER KEYED BOTH SIDES	Our staff will consult with you on the type of functionality you require. With this configuration you will need to specify if you want: KEY INSIDE						
HORIZONTAL LATCH & LOCK WITH ESCUTCHEON								
	LA1039.02	LA1039.02.DBZW	Horizontal Euro Cylinder Lock 51mm backset for lock, 127mm backset for latch. Case size 70h x 149.5d x 15mm. Forend 25.4 x 121mm and strike 25.4 x 140mm. Supplied with metal dustbox.	\$175	\$195	\$205	\$210	\$220
OPTIONAL EXTRAS								
	LA1084.01		Horizontal Lock Infill Kit for Doors with Rebated Stile. Its purpose is to ensure the doors function properly, reinforcing the area where the lock or latch is fitted to maintain security and heighten aesthetics.	\$340	\$355	\$365	\$380	\$395
	XS1039.01		Extended strike plate for an extra-wide door frame for LA1041 horizontal latches. (6mm longer lead-in lip.) Other extension sizes available. MADE TO ORDER	POA	POA	POA	POA	POA

* BN/PC/ PN latch forend and strike plate are PSS and SSS steel material, rather than brass.

NOTE: We only sell these items in conjunction with Joseph Giles Decorative Door Hardware


Retail pricing incl. GST. This pricelist published & distributed by The English Tapware Company, Australia. This document supersedes all previous pricelists and is subject to change without notice. E+OE. Issued on 01 June 2026. V044INTD-JG. Telephone VIC: 03 918 1403 NSW: 02 9362 4736. WWW.ENGLISHTAPWARE.COM.AU







DK1078.02 - Winfield pair of solid brass door knobs with round tapered rose with ES1079.02 Solid brass tapered escutcheon Euro cylinder profile 54mm X 8mm and LA1039.02 Horizontal lock

HINGES

CABINETS



	PRODUCT CODE	EXAMPLE ORDER CODE	DESCRIPTION	BN/CSB/PC/PN	BBW/PBW	MABW/DBZW	CBB/CPB	CMAB/CDBZ
FOR CABINET DOORS								
	HG1003.01		Cabinet butt hinge. Solid brass with bronze washer bearings. 75×50×3mm. Load capacity of 20kg (using 3 hinges)	\$70	\$75	\$80		
	HG1021.02		Decorative cabinet hinge. solid brass with button tip. 50×38×2.5mm	\$70	\$70	\$75		
	HG1021.04		63×50×2.5mm	\$75	\$80	\$80		
	HG1022.02		Decorative cabinet hinge. solid brass with ball finial. 50×38×2.5mm	\$95	\$100	\$100		
	HG1022.04		63×50×2.5mm	\$100	\$105	\$110		
	HG1050.01		Solid brass cabinet hinge 38 X 22.5 X 1.6 X 4mm	\$55	\$60	\$60		
	HG1050.02		50.8 × 28.5 × 1.7 × 5mm	\$60	\$60	\$65		
	HG1050.03		50.8 × 38 × 2.3 × 6mm	\$65	\$65	\$70		
	HG1050.05		63.5 × 35.5 × 2 × 5.5mm	\$65	\$65	\$70		
	HG1050.06		63.5 × 38 × 2.3 × 6mm	\$65	\$70	\$70		
	HG1050.07		75 × 35.5 × 2 × 5.5mm	\$70	\$70	\$75		
	HG1050.08		75 × 42 × 2 × 6mm	\$60	\$60	\$65		

NOTE: We only sell these items in conjunction with Joseph Giles Decorative Door Hardware

Retail pricing incl. GST. This pricelist published & distributed by The English Tapware Company, Australia. This document supersedes all previous pricelists and is subject to change without notice. E+OE. Issued on 01 June 2026. V044INTD-JG. Telephone VIC: 03 918 1403 NSW: 02 9362 4736. WWW.ENGLISHTAPWARE.COM.AU

HINGES

PIVOT




	PRODUCT CODE	EXAMPLE ORDER CODE	DESCRIPTION	BN/CSB/PC/PN	BBW/PBW	MABW/DBZW	CBB/CPB	CMAB/CDBZ
	PV1016.03		solid brass pivot hinge for cabinet doors. Provided as pairs with solid brass slotted wood screws. W: 50mm H: 24.75mm W: 4.5mm	\$200	\$210	\$220	\$225	\$235
	PV1016.06		W: 65mm H: 31.5mm W: 6mm	\$220	\$230	\$240	\$245	\$255
	PV1020.01		Adjustable K-Pivot (shown)	\$385	\$400	\$415	\$430	\$445
PIVOT DOORS				SSS/BB	BN/PN	MAB/DBZ	PSS	
	PV1009.01		Double Action Door Pivot Hinge Set Wall Mounted	\$350	\$380	\$395	\$395	
	PV1018.01		Double Action Door Pivot Hinge Set Floor Mounted	\$350	\$380	\$395	\$395	




NOTE: We only sell these items in conjunction with Joseph Giles Decorative Door Hardware

Retail pricing incl. GST. This pricelist published & distributed by The English Tapware Company, Australia. This document supersedes all previous pricelists and is subject to change without notice. E+OE. Issued on 01 June 2026. V044INTD-JG. Telephone VIC: 03 918 1403 NSW: 02 9362 4736. WWW.ENGLISHTAPWARE.COM.AU

HINGES

DOORS



	PRODUCT CODE	EXAMPLE ORDER CODE	DESCRIPTION	BN/CSB/PC/PN	BBW/PBW	MABW/DBZW	CBB/CPB	CMAB/CDBZ
FOR INTERNAL DOORS UP TO 40KGS								
	HG1003.02		Butt hinge. solid brass with bronze washer bearings. 100×65×3.5mm. Load capacity of 40kg (using 3 hinges)	\$110	\$115	\$115	\$120	
	HG1003.03		Butt hinge. solid brass with bronze washer bearings. 100×75×4mm. Load capacity of 40kg (using 3 hinges)	\$115	\$120	\$125	\$130	
FOR ENTRANCE DOORS UP TO 160KGS								
	HG1038.01		Decorative butt hinge with button tip. solid brass with concealed bearing. 100×76×3.5mm	\$125	\$130	\$135	\$140	\$145
	HG1038.02		100×89×3.5mm	\$145	\$150	\$155		
	HG1038.03		100×102×3.5mm	\$170	\$175	\$185		\$195
	HG1040.01		Premium stainless steel butt hinge with screw cover cap 101×74×3mm for doors up to 120kg.	\$175				


NOTE: We only sell these items in conjunction with Joseph Giles Decorative Door Hardware

Retail pricing incl. GST. This pricelist published & distributed by The English Tapware Company, Australia. This document supersedes all previous pricelists and is subject to change without notice. E+OE. Issued on 01 June 2026. V044INTD-JG. Telephone VIC: 03 918 1403 NSW: 02 9362 4736. WWW.ENGLISHTAPWARE.COM.AU

HINGES

DOORS



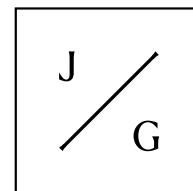
PRODUCT CODE	EXAMPLE ORDER CODE	DESCRIPTION	BN/CSB/PC/PN	BBW/PBW	MABW/DBZW	CBB/CPB	CMAB/CDBZ
PARLIAMENT HINGES FOR DOORS THAT NEED TO CLEAR OBSTRUCTIONS SUCH AS ARCHITRAVES							
	HG1011.01	Projection butt hinge. solid brass with bronze washer bearings. 100×100×4mm	\$180	\$190	\$195		
	HG1011.02	Projection butt hinge. solid brass with bronze washer bearings. 100×125×5mm	\$250	\$260	\$270		
	HG1011.03	Projection butt hinge. solid brass with bronze washer bearings. 100×150×5mm	\$300	\$310	\$320		
	HG1011.04	Projection butt hinge. solid brass with bronze washer bearings. 100×200×5mm	\$385	\$400	\$415		

NOTE: We only sell these items in conjunction with Joseph Giles Decorative Door Hardware

Retail pricing incl. GST. This pricelist published & distributed by The English Tapware Company, Australia. This document supersedes all previous pricelists and is subject to change without notice. E+OE. Issued on 01 June 2026. V044INTD-JG. Telephone VIC: 03 918 1403 NSW: 02 9362 4736. WWW.ENGLISHTAPWARE.COM.AU

RECESSED BOLT

FOR TIMBER DOORS

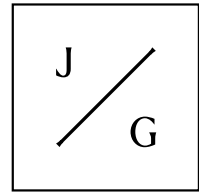


PRODUCT CODE	EXAMPLE ORDER CODE	DESCRIPTION	BN/CSB/PC/PN	BBW/PBW	MABW/DBZW	CBB/CPB	CMAB/CDBZ
	BL1031.02	BL1031.02.BN RECTANGULAR - Ultra smooth lever action rectangular recessed bolt with receiver plate 200mm overall including mechanism	\$415	\$430	\$445	\$460	\$480
	BL1031.04	BL1031.04.BN 400mm overall including mechanism	\$425	\$445	\$460	\$475	\$495
	BL1031.06	BL1031.06.BN 600mm overall including mechanism	\$440	\$455	\$475	\$490	\$510
	BL1031.08	BL1031.08.BN 800mm overall including mechanism	\$455	\$470	\$490	\$510	\$525
	BL1031.10	BL1031.10.BN 1000mm overall including mechanism	\$465	\$485	\$505	\$525	\$540
	BL1032.02	BL1032.02.BN OVAL - Ultra smooth lever action oval recessed bolt with receiver plate 200mm overall including mechanism	\$375	\$390	\$405	\$420	\$435
	BL1032.04	BL1032.04.BN 400mm overall including mechanism	\$390	\$405	\$420	\$435	\$450
	BL1032.06	BL1032.06.BN 600mm overall including mechanism	\$400	\$420	\$435	\$450	\$465
	BL1032.08	BL1032.08.BN 800mm overall including mechanism	\$415	\$430	\$450	\$465	\$480
	BL1032.10	BL1032.10.BN 1000mm overall including mechanism	\$430	\$445	\$465	\$480	\$500




DOOR STOPS

WALL MOUNTED



DS1019.01	DS1019.01.BN	Cube solid brass wall-mounted door stopper	\$175	\$180	\$190	\$195	\$200
-----------	--------------	--	-------	-------	-------	-------	-------

DS1019.02	DS1019.02.BN	Cube solid brass wall-mounted door stopper	\$190	\$200	\$205	\$215	\$220
-----------	--------------	--	-------	-------	-------	-------	-------



DS1023.01	DS1023.01.BN	Cube II solid brass wall-mounted door stopper with decorative stepped plate	\$200	\$205	\$215	\$220	\$230
-----------	--------------	---	-------	-------	-------	-------	-------

DS1023.02	DS1023.02.BN	Cube II solid brass wall-mounted door stopper with decorative stepped plate	\$215	\$220	\$230	\$240	\$250
-----------	--------------	---	-------	-------	-------	-------	-------



DS1021.01	DS1021.01.BN	Cube solid brass wall-mounted door stopper with decorative stepped plate	\$220	\$230	\$240	\$250	\$255
-----------	--------------	--	-------	-------	-------	-------	-------

DS1021.02	DS1021.02.BN	Cube solid brass wall-mounted door stopper with decorative stepped plate	\$240	\$245	\$255	\$265	\$275
-----------	--------------	--	-------	-------	-------	-------	-------



DS1020.01	DS1020.01.BN	'ROUND' solid brass wall mounted door stopper W: 71mm H: 19mm	\$120	\$125	\$130	\$135	\$135
-----------	--------------	---	-------	-------	-------	-------	-------

DS1020.02	DS1020.02.BN	'ROUND' solid brass wall mounted door stopper W: 98mm H: 19mm	\$125	\$130	\$135	\$135	\$140
-----------	--------------	---	-------	-------	-------	-------	-------



DS1024.01	DS1024.01.BN	'ROUND' solid brass wall mounted door stopper with rosette W: 75mm H: 27mm	\$135	\$140	\$150	\$155	\$160
-----------	--------------	--	-------	-------	-------	-------	-------

DS1024.02	DS1024.02.BN	'ROUND' solid brass wall mounted door stopper with rosette W: 102mm H: 27mm	\$150	\$155	\$165	\$170	\$175
-----------	--------------	---	-------	-------	-------	-------	-------



DS1022.01	DS1022.01.BN	'ROUND' solid brass wall mounted door stopper with decorative stepped rosette W: 75mm H: 27mm	\$135	\$140	\$150	\$155	\$160
-----------	--------------	---	-------	-------	-------	-------	-------

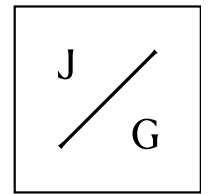
DS1022.02	DS1022.02.BN	'ROUND' solid brass wall mounted door stopper with decorative stepped rosette W: 102mm H: 27mm	\$150	\$155	\$165	\$170	\$175
-----------	--------------	--	-------	-------	-------	-------	-------










DS1026.01	DS1026.01.BN.JGL01	Wall-Mounted Magnetic Door Stop & Holder	\$635	\$660	\$685	\$710	\$735
-----------	--------------------	--	-------	-------	-------	-------	-------


DOOR STOPS

FLOOR MOUNTED



	DS1029.01	DS1029.01.BK.BN	Solid brass Floor Mounted Door Stopper	\$165	\$170	\$180	\$185	\$190
	DS1025.01	DS1025.01.BN	solid brass floor mounted door stop W: 41mm H: 34mm	\$125	\$130	\$135	\$140	\$145
	DS1002.01	DS1002.01.BN	BARTLETT' solid brass floor mounted door stop W: 41mm H: 36mm	\$145	\$150	\$160	\$165	\$170
	DS1027.01	DS1027.01.BN	KH Clasp solid brass door stop	\$285	\$295	\$310	\$320	\$330
	DS1028.01	DS1028.01.BN	KH Dot solid brass door stop	\$180	\$190	\$195	\$205	\$210
	DS1001.01	DS1001.01.BN	Fowler solid brass floor mounted door stop	\$155	\$160	\$165	\$175	\$180
	DS1003.01	DS1003.01.BN	Remington solid brass floor mounted door stop	\$175	\$180	\$190	\$195	\$200




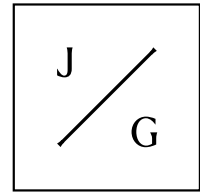


JOSEPH GILES

Exquisite Functionalism

ROSE
MECHANISMS

ROSE MECHANISMS



SPRUNG BEARING INNER-ROSE SYSTEM

MECHANISM CODE: SPBEARING
 Example of a door lever with a full code:
 LV1045.01.BN.SPBEARING

DESCRIPTION:

Concealed roses with springing mechanism and sealed ball bearings, for optimum performance.

The unique rota-bearing sprung rose brings smooth, positive and flawless operation while addressing all the common lever handle issues. The unique rota-bearing sprung rose is our preferred option to be used with all lever handles.

- Rota bearing spring to ensure a smooth and positive lever handle action.
- Firm and stable action with as much wobble as possible eliminated.
- Precise handle alignment and built in 'stops' that hold the handles on a perfect plane.
- Easy to install with a fitting jig available for site use.
- Slimline rose for a very attractive and subtle appearance.
- Concealed but strong bolt through fixings. Entirely manufactured in the UK.
- Completely maintenance free.

TYPICAL APPLICATION:

- Internal and/or external timber doors requiring door lever handles.
- Areas where aesthetics and high performance are important.
- Generally supplied as a pair, i.e. one each side of the door where lever handles operate a mortice latch.
- Minimum door thickness of 40mm.
- Can be used with lever handles and some multipoint locks.
- Can not be used without a latch
- Not suitable for use with some tubular latches.

DIMENSIONS:

Depth of hole in door: 10.5mm (both sides)

Diameter of hole in door: 30.0mm (both sides)

Angle of movement: 0 > 48°

Bolt-through fixing position: Horizontal or vertical, 38mm c-c

Required latch spring strength:
 Door Knobs: not available
 Door levers: Light - Medium



BEARING INNER-ROSE SYSTEM

MECHANISM CODE: BEARING
 Example of a door knob with a full code:
 DK1022.01.BN.BEARING

DESCRIPTION:

Concealed roses with sealed ball bearings, for optimum performance.

The bearing rose to brings smooth, positive and flawless operation while addressing all the common door knob issues. The unique bearing rose is our preferred option to be used with all door knobs

- Firm and stable action with as much wobble as possible eliminated.
- Precise door knob alignment that holds the door knobs on a perfect plane.
- Easy to install with a fitting jig available for site use.
- Slimline rose for a very attractive and subtle appearance.
- Concealed but strong bolt through fixings. Entirely manufactured in the UK.
- Completely maintenance free.

TYPICAL APPLICATION:

- Internal and/or external timber doors requiring door knobs.
- Areas where aesthetics and high performance are important.
- Generally supplied as a pair, i.e. one each side of the door where door knobs operate a mortice latch.
- Minimum door thickness of 35mm.
- N.B. Can be used with lever handles and some multipoint locks.

DIMENSIONS:

Depth of hole in door: 8.0mm (both sides)

Diameter of hole in door: 30.0mm (both sides)

Angle of movement: 360°

Bolt-through fixing position: Any, 38mm c-c

Required latch spring strength:
 Door Knobs: Light
 Door levers: Heavy



BASIC UNSPRUNG INNER-ROSE SYSTEM

MECHANISM CODE: BASIC
 Example of a door lever or door knob with a full code:
 LV1045.01.BN.BASIC or DK1022.01.BN.BASIC

DESCRIPTION:

Flat aluminium rose, that may have to be used in some situations where the Grip Tight, Self-centring, Sprung Bearing Inner-Rose System cannot be accommodated, for example, thin metal doors.

This rose option is not our preferred rose to supply with lever handles or door knobs, it does not offer any of the properties and or performance of the grip tight or sprung rose designs, and operation of the handles are purely down to the strength of the lock and highly accurate installation.

- Slimline rose for a very attractive and subtle appearance.
- Concealed but strong bolt through fixings. Entirely manufactured in the UK.
- Completely maintenance free.

TYPICAL APPLICATION:

- Not recommended for areas where aesthetics and high performance are important
- Can be fitted to some metal or crittall doors, where a sprung rose could not be accommodated
- Can be used with some multipoint locks
- Minimum door thickness of 25mm

DIMENSIONS:

Depth of hole in door: 0.0mm (both sides)

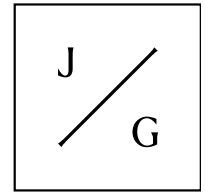
Diameter of hole in door: 0.0mm (both sides)

Angle of movement: 360°

Bolt-through fixing position: Any, 38mm c-c

Required latch spring strength:
 Door Knobs: Light
 Door levers: Heavy

ROSE MECHANISMS



EXTRA STRONG FIXED SPINDLE FOR INNER-ROSE SYSTEM

MECHANISM CODE: FIXED

Example of a door lever or door knob with a full code: LV1045.01.BN.FIXED or DK1022.01.BN.FIXED

DESCRIPTION:

Stainless steel roses with TIG-welded fixed spindles.

A highly durable fixed rose for use where a lever handle or door knob is not required to turn, or rotate but is needed to be installed in a push/pull application, e.g. when used in conjunction with a magnetic catch on a cupboard door.

- Slimline rose for a very attractive and subtle appearance.
- Concealed but strong bolt through fixings.
- Entirely manufactured in the UK.
- Completely maintenance free.

TYPICAL APPLICATION:

- Timber doors.
- Where lever handles or door knobs are required to be used in a push/pull application.
- Often used with a magnetic or roller catch.
- Can be used without a latch
- Cupboard or closet doors where the lever handles or door knobs are fixed.
- Double doors where the lever handles or door knobs are fixed.
- Minimum door thickness of 25mm.

DIMENSIONS:

Depth of hole in door: 6.5mm (one or both sides)
Diameter of hole in door: 24.0mm (one or both sides)

Angle of movement: 0° (Fixed)

Bolt-through fixing position: Horizontal or vertical, 38mm c-c

Required latch spring strength:
Door knobs: not available
Door levers: Light - Medium



SPRUNG BEARING INNER-ROSE SYSTEM WITH TIG-WELDED HALF SPINDLE TO OPERATE A SINGLE (HALF PAIR) LEVER HANDLE

MECHANISM CODE: HSTO-SPBEARING

Example of a lever handle with a full code: LV1045.01.BN.HSTO-SPBEARING

DESCRIPTION:

Stainless steel single sided rose with TIG welded spindle and unique rota-bearing to bring smooth, positive and flawless operation, designed for lever handles.

The unique rota-bearing sprung rose brings smooth, positive and flawless operation while addressing all the common lever handle issues. To be operated from one side of the door by the use of a single lever handle.

- Rota bearing spring to ensure a smooth and positive lever handle action.
- Firm and stable action with as much wobble as possible eliminated.
- Precise handle alignment and built in 'stops' that hold the handles on a perfect plane.
- Easy to install with a fitting jig available for site use.
- Slimline rose for a very attractive and subtle appearance.
- Concealed but strong bolt through fixings.
- Entirely manufactured in the UK.
- Completely maintenance free.

TYPICAL APPLICATION:

- Front entrance doors with a multipoint lock which require a single lever handle on the inside
- Areas where aesthetics and high performance are important
- Only suitable for single sided lever handle applications
- Minimum door thickness of 30mm

DIMENSIONS:

Depth of hole in door: 11mm (one side only)

Diameter of hole in door: 30mm (one side only)

Required latch spring strength:
Door knobs: not available
Door levers: Any



SPRUNG BEARING INNER-ROSE SYSTEM WITH TIG-WELDED HALF SPINDLE TO OPERATE A SINGLE (HALF PAIR) DOOR KNOB

MECHANISM CODE: HSTO-BEARING

Example of a door knob with a full code: LV1045.01.BN.HSTO-BEARING

DESCRIPTION:

Stainless steel single sided rose with TIG welded spindle with bearing for smooth operation, designed for door knobs.

The bearing rose to brings smooth, positive and flawless operation while addressing all the common door knob issues. To be operated from one side of the door by the use of a single door knob.

- Firm and stable action with as much wobble as possible eliminated.
- Precise door knob alignment that holds the door knobs on a perfect plane.
- Easy to install with a fitting jig available for site use.
- Slimline rose for a very attractive and subtle appearance.
- Concealed but strong bolt through fixings.
- Entirely manufactured in the UK.
- Completely maintenance free.

TYPICAL APPLICATION:

- Front entrance doors with a multipoint lock which require a single door knob on the inside
- Areas where aesthetics and high performance are important
- Only suitable for single sided door knob applications
- Minimum door thickness of 30mm

DIMENSIONS:

Depth of hole in door: 8mm (one side only)

Diameter of hole in door: 30mm (one side only)

Required latch spring strength:
Door knobs: Light
Door levers: not available

— THE —
ENGLISH
TAPWARE
— COMPANY —

VIC: 03 9818 1403 NSW: 02 9362 4736

www.englishtapware.com.au