

Luxury Detailing

Hawthorn Hill

Luxury Detailing

PRICING CATALOGUE





Hawthorn Hill

Luxury Detailing

WELCOME TO OUR 'HOTEL LUX'
CONCEPT CATALOGUE WHERE YOU CAN
DISCOVER THE POSSIBILITIES OF THE
HAWTHORN HILL COLLECTIONS



Hawthorn Hill

Luxury Detailing

HAWTHORN HILL FITTINGS ARE DEFINITIVE
LUXURY DETAILING IN ANY BATHROOM.
THESE BEAUTIFUL PIECES WILL BE
DESIRED FOR THEIR FUNCTIONALITY AND
AESTHETICS TODAY...

AND TREASURED TOMORROW.

Hawthorn Hill

Luxury Detailing

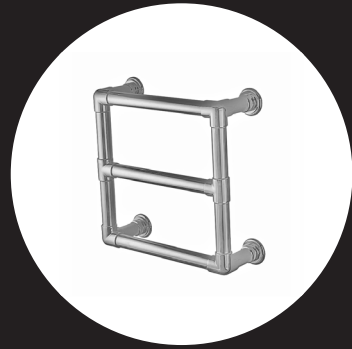
FINISHES



CHROME - CP



NICKEL - NI



PEWTER - PF



POLISHED BRASS - BR



SATIN BRASS - SB



GOLD - IG



ANTIQUÉ BRASS - AB



BRONZE - BZ



GUN METAL - GM

Calacatta Gold Calo-Bett - CG

Gold - IG

Bianco Carrara Venatino - BC

Vero Marquina - NM

Pewter - PF

Polished Brass - BR

Giallo
Sienna - GS

Bardiglio
Nuvolato - BN

Chrome - CP




Hawthorn Hill

Luxury Detailing

STYLES



CONTEMPORARY
JOINTS - C



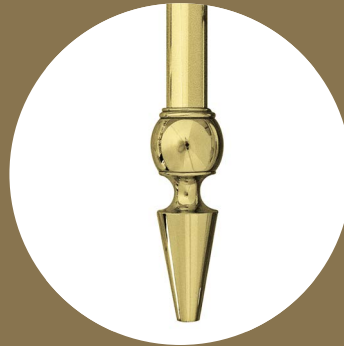
CONTEMPORARY
STEPPED FOOT - CS



CONTEMPORARY
CONCEALED 60MM MOUNT



TRADITIONAL
JOINTS - T



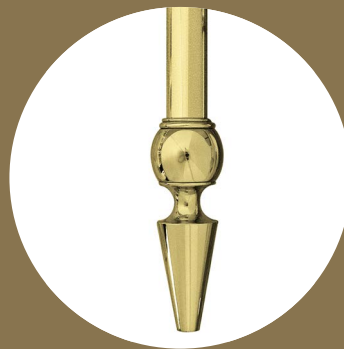
TRADITIONAL
POINTED FOOT - RP



TRADITIONAL CONCEALED
72MM MOUNT



ORNATE
JOINTS - R



ORNATE
POINTED FOOT - RP



ORNATE CONCEALED
72MM MOUNT



CONTEMPORARY



THE CONTEMPORARY HAWTHORN HILL COLLECTION FEATURES STREAMLINED, MODERN STYLING CONCEPTUALISED HERE IN POLISHED NICKEL FINISH

THIS PAGE:

Hawthorn Hill Contemporary Freestanding **Basin Stand** HHCDF-1500SF-CS NI in Polished Nickel with Carrara Honed Stone Top
• Hawthorn Hill **Grab Rail** 450 x 600mm HHCL-GRAB450-600RH • Hawthorn Hill Tilting Round Wall **Mirror** HH-MIRRORROUND NI

DETAIL: Hawthorn Hill Vertical **Robe Warmer** HHCW-ROBE-1350 NI



THIS PAGE: Hawthorn Hill Contemporary Freestanding **Basin Stand** HHCF-750-CS with Carrara Honed Stone Top • Hawthorn Hill Contemporary Electric Wall Mounted **Towel Warmer** HHCS-675-675E • Hawthorn Hill Tilting Round **Wall Mirror** HH-MIRRORROUND NI.



TRADITIONAL



THE TRADITIONAL HAWTHORN HILL COLLECTION FEATURES SIMPLE BALL JOINS CONCEPTUALISED HERE IN POLISHED BRASS FINISH

THIS PAGE: Hawthorn Hill Traditional Double Freestanding Basin Stand HHTDF-1500-RP BR with Carrara Honed Stone Top • Hawthorn Hill Traditional Electric Wall Mounted Towel Warmer HHTW525-675E BR • Hawthorn Hill Arched Towel Warmer HHTA600-850E BR • Hawthorn Hill Robe Warmer HHTW-ROBE-1350 BR • Hawthorn Hill Tilting Oval Wall Mirror HH-MIRROROVALB BR

DETAIL: Hawthorn Hill Grab Rail 450 x 450mm HHTS-GRAB450-450 BR





ORNATE



THE ORNATE HAWTHORN HILL COLLECTION FEATURES DECORATIVE DETAILING CONCEPTUALISED HERE IN SATIN BRASS FINISH

This page: Hawthorn Hill Ornate Electric Wall Mounted **Towel Warmer** HHR525-1538E SB • Hawthorn Hill **Grab Rail** HHRL-GRAB450-450SB • Hawthorn Hill Ornate **Robe Warmer** HHRW-ROBE-1350SB

Next page: Hawthorn Hill Ornate Double Freestanding **Basin Stand** HHRDF-1500-RP SB with Carrara Honed Stone Top • Hawthorn Hill Ornate **Robe Warmer** HHRW-ROBE-1350SB • Hawthorn Hill Rectangular Tilting **Wall Mirror** HH-MIRRORRECTANGL SB • Hawthorn Hill Short **Vanity Mirror** HH-MIRRORTABLE-S SB • Hawthorn Hill Tall **Vanity Mirror** HH-MIRRORTABLE-T SB • Hawthorn Hill **Bathroom Stand** with three glass shelves HH-BATHSTAND500 SB



SINGLE BASIN STANDS



FOR A TRULY PERSONAL TOUCH TO YOUR BATHROOM OR ENSUITE,
CONSIDER A MADE-TO-ORDER VANITY BASIN STAND.

IF IT'S A BEAUTIFUL BRASS & STONE VANITY YOU'RE AFTER, LOOK NO FURTHER THAN
HAWTHORN HILL CUSTOM BASIN STANDS. CHOOSE FROM ORNATE, TRADITIONAL OR
CONTEMPORARY STYLES WITH OPTION FOR A SHELF. WE CAN CUSTOMISE TO ANY LENGTH,
HEIGHT AND DEPTH YOU REQUIRE.

WORKING CLOSELY WITH YOUR STONEMASON, YOU CAN PAIR THE BRASSWARE WITH ANY
NATURAL OR ENGINEERED STONE TOP TO CREATE AN ABSOLUTELY UNIQUE DESIGN PIECE.



BASIN STANDS



SINGLE 2 LEG



SINGLE 2 LEG WITH SHELF



SINGLE 4 LEG



SINGLE 4 LEG WITH SHELF

Basin Stand Options	CODE	H	W	D	CHROME / POLISHED or SATIN BRASS	NICKEL	PEWTER	ANTIQUE BRASS/ BRONZE / GUN METAL	GOLD
	COMPLETE CODE REPLACE * WITH C FOR CONTEMPORARY T FOR TRADITIONAL R FOR ORNATE REPLACE ** WITH CS CONTEMPORARY FOOT OR RP FOR POINTED FOOT	HEIGHT (MM)	WIDTH (MM)	DEPTH (MM)					
	Overall	Centres	Centres	CP / BR / SB					
Single 2 leg wall mounted basin stand	HH*S-X800-**	880	CUSTOM Up to 800	445	\$2,950	\$3,245	\$3,540	\$3,690	\$3,985
Single 2 leg wall mounted basin stand	HH*S-X1200-**	880	CUSTOM Up to 1200	445	\$3,450	\$3,795	\$4,140	\$4,315	\$4,660
Single 2 leg wall mounted basin stand with shelf	HH*S-X800SF-**	880	CUSTOM Up to 800	445	\$4,450	\$4,895	\$5,340	\$5,565	\$6,010
Single 2 leg wall mounted basin stand with shelf	HH*S-X1200SF-**	880	CUSTOM Up to 1200	445	\$4,950	\$5,445	\$5,940	\$6,190	\$6,685
Single 4 leg freestanding basin stand	HH*F-750-**	880	750	480	\$3,450	\$3,795	\$4,140	\$4,315	\$4,660
Single 4 leg freestanding basin stand	HH*F-X800-**	880	CUSTOM Up to 800	480	\$4,250	\$4,675	\$5,100	\$5,315	\$5,740
Single 4 leg freestanding basin stand	HH*F-X1200-**	880	CUSTOM Up to 1200	480	\$4,750	\$5,225	\$5,700	\$5,940	\$6,415
Single 4 leg freestanding basin stand with shelf	HH*F-750SF-**	880	750	480	\$5,450	\$5,995	\$6,540	\$6,815	\$7,360
Single 4 leg freestanding basin stand with shelf	HH*F-X800SF-**	880	CUSTOM Up to 800	480	\$6,250	\$6,875	\$7,500	\$7,815	\$8,440
Single 4 leg freestanding basin stand with shelf	HH*F-X1200SF-**	880	CUSTOM Up to 1200	480	\$6,750	\$7,425	\$8,100	\$8,440	\$9,115

DOUBLE BASIN STAND



FOR A TRULY PERSONAL TOUCH TO YOUR BATHROOM OR ENSUITE,
CONSIDER A MADE-TO-ORDER VANITY BASIN STAND.

IF IT'S A BEAUTIFUL BRASS & STONE VANITY YOU'RE AFTER, LOOK NO FURTHER THAN HAWTHORN
HILL CUSTOM BASIN STANDS. CHOOSE FROM ORNATE, TRADITIONAL OR CONTEMPORARY STYLES
WITH OPTION FOR A SHELF. WE CAN CUSTOMISE TO ANY LENGTH, HEIGHT AND DEPTH YOU
REQUIRE.

WORKING CLOSELY WITH YOUR STONEMASON, YOU CAN PAIR THE BRASSWARE WITH ANY
NATURAL OR ENGINEERED STONE TOP TO CREATE AN ABSOLUTELY UNIQUE DESIGN PIECE.



DOUBLE BASIN STANDS



DOUBLE 3 LEG



DOUBLE 3 LEG WITH SHELF



DOUBLE 6 LEG



DOUBLE 6 LEG WITH SHELF

Basin Stand Options	CODE	H	W	D	CHROME/ POLISHED or SATIN BRASS	NICKEL	PEWTER	ANTIQUE BRASS/ BRONZE / GUN METAL	GOLD
	COMPLETE CODE REPLACE * WITH C FOR CONTEMPORARY T FOR TRADITIONAL R FOR ORNATE REPLACE ** WITH CS CONTEMPORARY FOOT OR RP FOR POINTED FOOT	HEIGHT (MM)	WIDTH (MM)	DEPTH (MM)					
	Overall	Centres	Centres	CP / BR / SB					
Double 3 leg wall mounted basin stand	HH*D-1500**	880	1500	540	\$3,750	\$4,125	\$4,500	\$4,690	\$5,065
Double 3 leg wall mounted basin stand	HH*D-X1200**	880	CUSTOM Up to 1200	540	\$3,750	\$4,125	\$4,500	\$4,690	\$5,065
Double 3 leg wall mounted basin stand	HH*D-X1800**	880	CUSTOM Up to 1800	540	\$4,950	\$5,445	\$5,940	\$6,190	\$6,685
Double 3 leg wall mounted basin stand with shelf	HH*D-1500SF-**	880	1500	540	\$5,750	\$6,125	\$6,500	\$6,690	\$7,065
Double 3 leg wall mounted basin stand with shelf	HH*D-X1200SF-**	880	CUSTOM Up to 1200	540	\$6,550	\$7,005	\$7,460	\$7,690	\$8,145
Double 3 leg wall mounted basin stand with shelf	HH*D-X1800SF-**	880	CUSTOM Up to 1800	540	\$6,950	\$7,445	\$7,940	\$8,190	\$8,685
Double 6 leg freestanding basin stand	HH*DF-1500**	880	1500	480	\$6,850	\$7,535	\$8,220	\$8,565	\$9,250
Double 6 leg freestanding basin stand	HH*DF-X1800**	880	CUSTOM Up to 1800	480	\$7,650	\$8,415	\$9,180	\$9,565	\$10,330
Double 6 leg freestanding basin stand with shelf	HH*DF-1500SF-**	880	1500	480	\$10,850	\$11,935	\$13,020	\$13,565	\$14,650
Double 6 leg freestanding basin stand with shelf	HH*DF-X1800SF-**	880	CUSTOM Up to 1800	480	\$11,650	\$12,815	\$13,980	\$14,565	\$15,730

TOWEL WARMERS



HAWTHORN HILL HAND-MADE TRADITIONAL BRASS HEATED TOWEL WARMERS REPRESENT THE FINEST IN WORKMANSHIP, CREATING FEATURE HERITAGE PIECES FOR THE BATHROOM.

HAND-CRAFTED FROM HIGH QUALITY 32MM BRASS TUBING AND CONNECTED WITH CONTEMPORARY, TRADITIONAL OR ORNATE JOINTS.

AVAILABLE IN A SELECTION OF QUALITY FINISHES - CHROME, NICKEL, PEWTER, GOLD, OIL RUBBED BRONZE, BARE BRASS OR SATIN BRASS, THE HAWTHORN HILL RANGE WILL IMPART A WEALTH OF STYLE AND FUNCTIONALITY.

ALL HAWTHORN HILL FIXTURES COME WITH CONCEALED MOUNTS FOR A SEAMLESS INSTALLATION.



TOWEL WARMERS



ARCHED



FLOOR MOUNTED



WALL STAY



WALL MOUNTED

Towel Warmer Options	CODE COMPLETE CODE REPLACE * WITH C FOR CONTEMPORARY T FOR TRADITIONAL R FOR ORNATE	H	W	D	CHROME / POLISHED or SATIN BRASS	NICKEL	PEWTER	ANTIQUE BRASS/ BRONZE / GUN METAL	GOLD
		HEIGHT (MM)	WIDTH (MM)	DEPTH (MM)					
		Centres / Overall	Centres / Overall	Centres / Overall					
					CP / BR / SB	NI	PF	AB/ BZ / GM	IG
Arched towel warmer with 7 rails	HH*A600-850E	N/A / 850	525 / 600	255 / 330		w	\$5,940	\$6,190	\$6,685
Floor mounted towel warmer with 4 rails	HH*F525-1238E	N/A / 1238	450 / 525	N/A / 138		\$3,795	\$4,140	\$4,315	\$4,660
Floor mounted towel warmer with 4 rails	HH*F675-1238E	N/A / 1238	600 / 675	N/A / 138		\$3,905	\$4,260	\$4,440	\$4,795
Floor mounted towel warmer with 5 rails	HH*F525-1538E	N/A / 1538	450 / 525	N/A / 138		\$4,565	\$4,980	\$5,190	\$5,605
Floor mounted towel warmer with 5 rails	HH*F675-1538E	N/A / 1538	600 / 675	N/A / 138		\$4,675	\$5,100	\$5,315	\$5,740
Wall stay towel warmer with 4 rails	HH*Y525-1238E	N/A / 1238	N/A / 525	75		\$3,795	\$4,140	\$4,315	\$4,660
Wall stay towel warmer with 4 rails	HH*Y675-1238E	N/A / 1238	N/A / 675	75		\$3,905	\$4,260	\$4,440	\$4,795
Wall stay towel warmer with 5 rails	HH*Y525-1538E	N/A / 1538	N/A / 525	75		\$4,565	\$4,980	\$5,190	\$5,605
Wall stay towel warmer with 5 rails	HH*Y675-1538E	N/A / 1538	N/A / 675	75		\$4,675	\$5,100	\$5,315	\$5,740
Wall mounted towel warmer with 4 rails	HH*W475-600E	525 / 600	400 / 475	N/A / 138		\$3,245	\$3,540	\$3,690	\$3,985
Wall mounted towel warmer with 3 rails	HH*W525-675E	600 / 675	450 / 525	N/A / 138		\$3,025	\$3,300	\$3,440	\$3,715
Wall mounted towel warmer with 3 rails	HH*W675-675E	600 / 675	600 / 675	N/A / 138		\$3,135	\$3,420	\$3,565	\$3,850
Wall mounted towel warmer with 4 rails	HH*W525-1275E	1200 / 1275	450 / 525	N/A / 138		\$3,795	\$4,140	\$4,315	\$4,660
Wall mounted towel warmer with 4 rails	HH*W675-1275E	1200 / 1275	600 / 675	N/A / 138		\$3,905	\$4,260	\$4,440	\$4,795
Wall mounted towel warmer with 5 rails	HH*W525-1575E	1500 / 1575	450 / 525	N/A / 138		\$4,565	\$4,980	\$5,190	\$5,605
Wall mounted towel warmer with 5 rails	HH*W675-1575E	1400 / 1475	600 / 675	N/A / 138		\$4,675	\$5,100	\$5,315	\$5,740

VERTICAL ROBE WARMERS



HAWTHORN HILL HAND-MADE TRADITIONAL BRASS HEATED TOWEL WARMERS REPRESENT THE FINEST IN WORKMANSHIP, CREATING FEATURE HERITAGE PIECES FOR THE BATHROOM.

HAND-CRAFTED FROM HIGH QUALITY 32MM BRASS TUBING AND CONNECTED WITH CONTEMPORARY, TRADITIONAL OR ORNATE JOINTS.

AVAILABLE IN A SELECTION OF QUALITY FINISHES - CHROME, NICKEL, PEWTER, GOLD, OIL RUBBED BRONZE, BARE BRASS OR SATIN BRASS, THE HAWTHORN HILL RANGE WILL IMPART A WEALTH OF STYLE AND FUNCTIONALITY.

ALL HAWTHORN HILL FIXTURES COME WITH CONCEALED MOUNTS FOR A SEAMLESS INSTALLATION.



VERTICAL ROBE WARMERS



CONTEMPORARY



TRADITIONAL



ORNATE

Vertical Robe Warmer Options	CODE <small>C FOR CONTEMPORARY T FOR TRADITIONAL R FOR ORNATE</small>	H	W	D	CHROME / POLISHED or SATIN BRASS	NICKEL	PEWTER	ANTIQUE BRASS / BRONZE / GUN METAL	GOLD
		HEIGHT (MM)	WIDTH (MM)	DEPTH (MM)					
Vertical robe warmer in Contemporary styling with two hooks	HHCW-ROBE-1350	1268 / 1350	82	115 / 145					
Vertical robe warmer in Traditional styling with two hooks	HHTW-ROBE-1350	1268 / 1350	82	115 / 145					
Vertical robe warmer in Ornate styling with two hooks	HHRW-ROBE-1350	1268 / 1350	82	115 / 145					

GRAB RAILS



HAWTHORN HILL'S GRAB RAIL COLLECTION DELIVERS THE OPPORTUNITY TO ADD SUPPORT, WITHOUT COMPROMISING INTERIOR AESTHETICS.

THE HAWTHORN HILL RANGE OF LUXURY GRAB RAILS ARE DESIGNED TO COMPLEMENT EXISTING FITTINGS IN THE BATHROOM AND ALSO LOOK STYLISH IN OTHER SETTINGS, SUCH AS THE KITCHEN OR BEDROOM. THEY ARE AVAILABLE AS EITHER STRAIGHT RAILS OR L-SHAPED LEFT OR RIGHT-HANDED DESIGNS, IN CONTEMPORARY, TRADITIONAL AND ORNATE STYLING AND ALL THE FINISHES.

HAWTHORN HILL GRAB RAILS ARE TESTED FOR COMPLIANCE WITH THE AUSTRALASIAN STANDARD FOR ACCESS AND DISABILITY, READY FOR INSTALLATION INTO AUSTRALIAN AND NEW ZEALAND HOMES. THEY ARE MOISTURE RESISTANT, ALLOWING THEM TO BE PLACED IN SHOWERS AND OVER BATHS, WHERE THEY ARE MOST NEEDED. THEY CAN BE EARTHED TO REDUCE STATIC AND ELECTRICITY BUILD-UP, A REQUIREMENT WHEN FITTED IN WET AREAS.



GRAB RAILS



STRAIGHT



L SHAPED
LEFT HAND



L SHAPED
RIGHT HAND

Grab Rail Options	CODE	H	W	D	CHROME / POLISHED or SATIN BRASS	NICKEL	PEWTER	ANTIQU	GOLD
	COMPLETE CODE REPLACE * WITH C FOR CONTEMPORARY T FOR TRADITIONAL R FOR ORNATE	HEIGHT (MM)	WIDTH (MM)	DEPTH (MM)				BRASS/ BRONZE / GUN METAL	
		Centres / Overall	Centres / Overall	Centres / Overall	CP / BR / SB	NI	PF	AB/ BZ / GM	IG
Straight grab rail with mounts at 300mm centres.	HH*S-GRAB300	75	300	75/100	\$595	\$655	\$684	\$833	\$893
Straight grab rail with mounts at 450mm centres.	HH*S-GRAB450	75	450	75/100	\$645	\$710	\$742	\$903	\$968
Straight grab rail with mounts at 600mm centres.	HH*S-GRAB600	75	600	75/100	\$695	\$765	\$799	\$973	\$1,043
Straight grab rail with mounts at 900mm centres.	HH*S-GRAB 900	75	900	75/100	\$795	\$875	\$914	\$1,113	\$1,193
L-shaped grab rail with joints and mounts at 450V x 450mmH centres.	HH*L-GRAB450-450	450	450	75/100	\$995	\$1,095	\$1,144	\$1,393	\$1,493
L-shaped grab rail with joints and mounts at 600V x 600mmH centres.	HH*L-GRAB600-600	600	600	75/100	\$1,125	\$1,238	\$1,294	\$1,575	\$1,688
L-shaped grab rail with joints and mounts at 450V x 600mmH centres. LH	HH*L-GRAB450-600LH	450	600	75/100	\$1,065	\$1,172	\$1,225	\$1,491	\$1,598
L-shaped grab rail with joints and mounts at 450V x 900mmH centres. LH	HH*L-GRAB450-900LH	450	900	75/100	\$1,185	\$1,304	\$1,363	\$1,659	\$1,778
L-shaped grab rail with joints and mounts at 600V x 900mmH centres. LH	HH*L-GRAB600-900LH	600	900	75/100	\$1,245	\$1,370	\$1,432	\$1,743	\$1,868
L-shaped grab rail with joints and mounts at 450V x 600mmH centres. RH	HH*L-GRAB450-600RH	450	600	75/100	\$1,065	\$1,172	\$1,225	\$1,491	\$1,598
L-shaped grab rail with joints and mounts at 450V x 900mmH centres. RH	HH*L-GRAB450-900RH	450	900	75/100	\$1,185	\$1,304	\$1,363	\$1,659	\$1,778
L-shaped grab rail with joints and mounts at 600V x 900mmH centres. RH	HH*L-GRAB600-900RH	600	900	75/100	\$1,245	\$1,370	\$1,432	\$1,743	\$1,868

VANITY MIRRORS



HAWTHORN HILL VANITY MIRROR ARE AN IDEAL CHOICE FOR SHAVING OR APPLYING MAKE-UP, OFFERING A 3 X MAGNIFICATION ON ONE SIDE, AND A NON-MAGNIFIED MIRROR ON THE SECOND SIDE.

THE ELEGANT MIRRORS FEATURES BOTH A VERTICAL PIVOTING MIRROR ACTION AND A HORIZONTAL SWIVELLING ACTION. BEAUTIFULLY WEIGHT BALANCED THROUGH THE CENTRE OF THE MIRROR, THEY WILL HOLD IN PLACE AT YOUR DESIRED ANGLE UNTIL REPOSITIONED. THE STAND ALSO FEATURES A VELOUR PAD ON THE UNDERSIDE TO PREVENT SURFACE MARKING.

MADE FROM TOP QUALITY MIRROR GLASS, AND FRAMED IN THE HIGHEST QUALITY BRASS, EVERY HAWTHORN HILL MIRROR IS POLISHED, PLATED AND ASSEMBLED BY HAND, WHICH MEANS YOU CAN BE ASSURED OF THE HIGHEST QUALITY PRODUCT.



VANITY MIRRORS



EXTENDING
VANITY MIRROR



PIVOT
VANITY MIRROR



SHORT TABLE
VANITY MIRROR



TALL TABLE
VANITY MIRROR

Vanity Mirror Options	CODE	Dimensions (MM)	CHROME / POLISHED or SATIN BRASS	NICKEL	PEWTER	ANTIQUE BRASS/ BRONZE / GUN METAL	GOLD
			CP / BR / SB	NI	PF	AB/ BZ / GM	IG
Concertina style extending shaving/ vanity mirror	HH-MIRROREXTSHAVE	Height: 404mm Projection: 100mm to 475mm. Mirror frame: 180mm Mirror frame with mount 200mm dia. Magnification: 1x and 3x mag. Wall mounts diameter: 41mm	\$695	\$765	\$834	\$870	\$940
Pivoting style shaving/ vanity mirror	HH-MIRRORPIVSHAVE	Height: 200mm Projection: 240mm Mirror frame: 180mm Mirror frame with mount 200mm dia. Magnification: 1x and 3x mag. Wall mounts diameter: 41mm	\$495	\$545	\$594	\$620	\$670
Short freestanding table vanity mirror	HH-MIRRORTABLE-S	Height: 277mm Mirror frame: 180mm Mirror frame with mount 200mm dia. Magnification: 1x and 3x mag. Base: 130mm dia.	\$525	\$580	\$630	\$655	\$710
Tall freestanding table vanity mirror.	HH-MIRRORTABLE-T	Height: 417mm Mirror frame: 180mm Mirror frame with mount 200mm dia. Magnification: 1x and 3x mag. Base: 130mm dia.	\$565	\$620	\$678	\$705	\$765

WALL MIRRORS



REFLECT IN STYLE WITH A BEAUTIFUL TILTING BATHROOM WALL MIRRORS.

THE HAWTHORN HILL TILTING BATHROOM MIRRORS CAN BE CONVENIENTLY TILTED UP OR DOWN TO YOUR PREFERRED ANGLE. BEAUTIFULLY WEIGHT BALANCED THROUGH THE CENTRE OF THE MIRROR, IT WILL HOLD IN PLACE UNTIL REPOSITIONED.

THE MIRROR FEATURES A 6MM THICK BEVELLED EDGE MIRROR GLASS SET IN A HAND MITRED FRAME WITH EITHER PIVOTING CLASSICAL ROUND WALL MOUNTS OR DECO STYLE WALL MOUNTS.

QUALITY BRITISH ENGINEERING AND SUPERB DETAILING MAKE HAWTHORN HILL MIRRORS A SUPERIOR CHOICE. EVERY MIRROR IS POLISHED, PLATED AND ASSEMBLED BY HAND.



TILTING MIRRORS



OVAL
TILTING



RECTANGULAR
TILTING



ROUND
TILTING



SQUARE
TILTING

Tilting Mirror Options	CODE	H	W	W	CHROME / POLISHED or SATIN BRASS	NICKEL	PEWTER	ANTIQUE BRASS / BRONZE / GUN METAL	GOLD
		HEIGHT (MM)	WIDTH (MM)	WIDTH (MM)					
		Overall	Frame	With mounts	CP / BR / SB	NI	PF	AB / BZ / GM	IG
Oval tilting bathroom mirror with metal frame with traditional style pivot brackets	HH-MIRROR-OVAL-A	760	620	730	\$1,850	\$2,035	\$2,220	\$2,315	\$2,500
Oval tilting bathroom mirror with metal frame with traditional style pivot brackets	HH-MIRROR-OVAL-B	570	465	570	\$1,550	\$1,705	\$1,860	\$1,940	\$2,095
Oval tilting bathroom mirror with metal frame with Deco style pivot brackets	HH-MIRROR-OV-DECO	760	620	730	\$1,850	\$2,035	\$2,220	\$2,315	\$2,500
Rectangular tilting bathroom mirror with frame and traditional style pivot brackets	HH-MIRRORRECTANGL	762	610	720	\$1,850	\$2,035	\$2,220	\$2,315	\$2,500
Rectangular tilting bathroom mirror with frame with Deco style pivot brackets	HH-MIRROR-RT-DECO	762	610	720	\$1,850	\$2,035	\$2,220	\$2,315	\$2,500
Round tilting bathroom mirror with metal frame and traditional style pivot brackets	HH-MIRRORROUND	533	533	643	\$1,550	\$1,705	\$1,860	\$1,940	\$2,095
Round tilting bathroom mirror with metal frame with Deco style pivot brackets	HH-MIRROR-RD-DECO	533	533	643	\$1,550	\$1,705	\$1,860	\$1,940	\$2,095
Square tilting bathroom mirror with metal frame and traditional style pivot brackets	HH-MIRRORSQUARE	508	508	618	\$1,550	\$1,705	\$1,860	\$1,940	\$2,095
Square tilting bathroom mirror with metal frame with Deco style pivot brackets	HH-MIRROR-SQ-DECO	508	508	618	\$1,550	\$1,705	\$1,860	\$1,940	\$2,095

BATH STANDS



THE HAWTHORN HILL BATHROOM STANDS ARE PROUDLY HAND-CRAFTED IN ENGLAND. IT FEATURES 19MM LATHE TURNED TUBULAR LEGS, TOUGHENED GLASS SHELVES, GUARD RAILS ON THE TOP SHELF, AND ADJUSTABLE FEET TO ACCOMMODATE UNEVEN FLOORS.

THE BATHROOM STANDS ARE AVAILABLE IN TWO STANDARD SIZES. THEY ARRIVE DISASSEMBLED TO PROTECT THE STAND IN TRANSIT AND IS EASY TO ASSEMBLE ON SITE.



FIXED MIRRORS, BATHSTANDS



RECTANGULAR
FIXED



CUSTOM
FIXED



SQUARE
BATH STAND



RECTANGULAR
BATH STAND

Fixed Mirror & Bath Stands	CODE	H	W	CHROME / POLISHED or SATIN BRASS	NICKEL	PEWTER	AN-TIQUE BRASS/ BRONZE / GUN METAL	GOLD
		HEIGHT (MM)	WIDTH (MM)					
		Overall	Frame	CP / BR / SB	NI	PF	AB/ BZ / GM	IG
Small rectangular bathroom mirror with metal frame.	HH-MIRRORFIXED-A	600	400	\$1,275	\$1,405	\$1,530	\$1,595	\$1,720
Medium rectangular bathroom mirror with metal frame.	HH-MIRRORFIXED-B	800	600	\$1,785	\$1,965	\$2,140	\$2,230	\$2,410
Large rectangular bathroom mirror with metal frame.	HH-MIRRORFIXED-C	900	750	\$1,995	\$2,195	\$2,395	\$2,495	\$2,695
Custom rectangular bathroom mirror with metal frame	HH-MIRRORFIXED-CUSTOM	CUSTOM	CUSTOM	\$POA	\$POA	\$POA	\$POA	\$POA
Square Bathroom stand with three glass shelves	HH-BATHSTAND350	819	350 x 350	\$2,250	\$2,475	\$2,700	\$2,815	\$3,040
Rectangular Bathroom stand with three glass shelves	HH-BATHSTAND500	819	500 x 350	\$2,650	\$2,915	\$3,180	\$3,315	\$3,580

MARBLE TOWEL WARMERS



THE MARBLE HEATED TOWEL RAIL COLLECTION BY HAWTHORN HILL IS THE ULTIMATE IN BATHROOM OPULENCE. PROVIDING AN UNRIVALLED ELEMENT OF RESIDENTIAL LUXURY, THESE HAND-CRAFTED TOWEL RAILS WILL WARM YOUR TOWELS AND ELEVATE YOUR BATHROOM TO THE NEXT LEVEL.

MADE IN ENGLAND AND PRODUCED SPECIFICALLY WITH AUSTRALASIAN HOMES IN MIND, THESE HAND-FINISHED PREMIUM QUALITY TOWEL RAILS BOAST A SOLID MARBLE OUTER, WITH AN INTERNAL HEATING LINE RUNNING THROUGH A STEEL TUBE CORE. THE CONCEALED WALL MOUNTS GUARANTEE A FLAWLESS INSTALLATION.

WITH THE OPPORTUNITY TO MIX AND MATCH THESE VERSATILE METALLIC TEXTURES WITH NATURAL MARBLE COLOURWAYS, HAWTHORN HILL HAS ENSURED THIS RANGE OF LUXURY TOWEL RAILS IS A COMPLETE SHOWSTOPPER.



MARBLE TOWEL WARMERS

CODE	PRODUCT DESCRIPTION	TOWEL RAIL SPECIFICATIONS			PRICING IN EACH FINISH (INCL. GST)					
		H	W	P	CHROME / POLISHED BRASS	SATIN BRASS	NICKEL	PEWTER	ANTIQUE BRASS / BRONZE / GUN METAL	GOLD
		HEIGHT (MM)	WIDTH (MM)	PROJ. (MM)	CP / BR	SB	NI	PF	AB / BZ / GM	IG
HHC-MARBLE-600-BN	Marble towel rail 600mm overall in Bardiglio Nuvolato	60	540 / 600	120	\$1,965	\$2,050	\$2,150	\$2,250	\$2,750	\$2,950
HHC-MARBLE-600-BC	Marble towel rail 600mm overall in Bianco Carrara Venatino	60	540 / 600	120	\$1,965	\$2,050	\$2,150	\$2,250	\$2,750	\$2,950
HHC-MARBLE-600-CG	Marble towel rail 600mm overall in Calacatta Gold Calo-Bett	60	540 / 600	120	\$1,965	\$2,050	\$2,150	\$2,250	\$2,750	\$2,950
HHC-MARBLE-600-NM	Marble towel rail 600mm overall in Nero Marquina	60	540 / 600	120	\$1,965	\$2,050	\$2,150	\$2,250	\$2,750	\$2,950
HHC-MARBLE-600-GS	Marble towel rail 600mm overall in Giallo Siena	60	540 / 600	120	\$1,965	\$2,050	\$2,150	\$2,250	\$2,750	\$2,950



BARDIGLIO NUBOLATO



BIANCO CARRARA VENATINO



CALACATTA GOLD CALO-BETT



NERO MARQUINA



GIALLO SIENNA

OUR PROJECTS



BISCAYNE



CAPE SCHANCK



HOBSON BAY

DISCOVER MORE OF OUR PROJECT PHOTOGRAPHY AT

WWW.ENGLISHTAPWARE.COM.AU/BRANDS/HAWTHORN-HILL

WWW.INRES.CO.NZ/BRANDS/HAWTHORN-HILL



Hawthorn Hill

Luxury Detailing

ORDERING

FOR SPECIFICATIONS, QUOTES AND CUSTOM ORDER FORMS
PLEASE VISIT THE ENGLISH TAPWARE COMPANY IN AUSTRALIA
OR IN RESIDENCE IN NEW ZEALAND.

IF YOU ARE INTERNATIONAL, PLEASE CONTACT US AND WE WILL
SEE WHAT WE CAN DO TO MAKE YOUR DREAMS A REALITY.

ACKNOWLEDGMENTS

THANK YOU TO YEPSKETCH WHO HELPED US BRING OUR
'HOTEL LUX' CONCEPT TO LIFE IN 3D MAX, A SOFTWARE FOR
IMAGINING POSSIBILITIES IN VIRTUAL RENDERS.

Hawthorn Hill

Luxury Detailing

CUSTOM MIRROR ORDERING FORM

NOTE: MINIMUM ORDER QUANTITY IS 20 FOR CUSTOM MIRRORS

1. CHOOSE YOUR STYLE:



CLASSICAL



DECO



FIXED

3. FILL IN YOUR FRAMED MIRROR DIMENSIONS, EXCLUDING MOUNTS*:

HEIGHT (H): _____MM

WIDTH (W): _____MM

NOTE: MOUNTS ADD APPROX 110MM TO THE OVERALL WIDTH

IDEAS:



RECTANGLE
TILTING



ROUND
TILTING



SQUARE
TILTING



OVAL
TILTING



RECTANGLE
FIXED

2. SKETCH YOUR MIRROR CONFIGURATION HERE OR ATTACH A DRAWING:

4. SELECT YOUR FINISH:



CP
POLISHED
CHROME



NI
POLISHED
NICKEL



PF
BRUSHED
NICKEL



IG
GOLD



BR
POLISHED
BRASS



SB
SATIN
BRASS



AB
ANTIQUÉ
BRASS



BZ
BRONZE



GM
GUN
METAL

ADMIN ONLY

QUOTE NUMBER:

ORDER NUMBER:

PROJECT NAME:

CLIENT NAME:

CLIENT SIGNATURE:

CLIENT SIGN-OFF DATE:

____ / ____ / ____

*NOTE: ALL MIRRORS ARE MANUFACTURED USING CENTRE TO CENTRE DIMENSIONS. SPECIFY IN CENTRE TO CENTRE AND MILLIMETRES ONLY.

PLEASE SUBMIT TO YOUR SALES CONSULTANT VIA EMAIL OR A PRINTED COPY

Hawthorn Hill

Luxury Detailing

CUSTOM BASIN STAND ORDERING FORM

IDEAS:



SINGLE 2 LEG



DOUBLE 3 LEG



SINGLE 4 LEG



DOUBLE 6 LEG



SINGLE 2 LEG WITH SHELF



DOUBLE 3 LEG WITH SHELF



SINGLE 4 LEG WITH SHELF



DOUBLE 6 LEG WITH SHELF

1. SKETCH YOUR BASIN STAND CONFIGURATION HERE OR ATTACH A DRAWING:

*NOTE: SPECIFY IN CENTRE TO CENTRE MEASUREMENTS AND IN MILLIMETRES ONLY.

ADMIN ONLY

QUOTE NUMBER:

ORDER NUMBER:

PROJECT NAME:

CLIENT NAME:

CLIENT SIGNATURE:

CLIENT SIGN-OFF DATE:

/ /

2. FILL IN CENTRE TO CENTRE DIMENSIONS*:

HEIGHT (H): _____MM

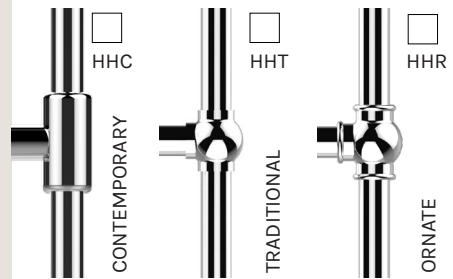
WIDTH (W): _____MM

DEPTH (D) _____MM

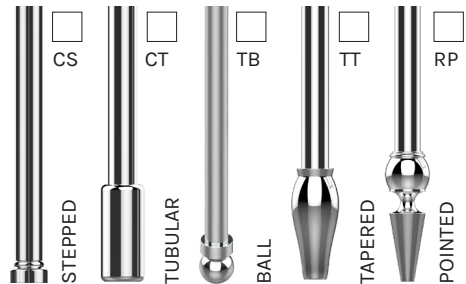
BASE RAIL FROM FFL (B): _____MM
(250MM UNLESS OTHERWISE SPECIFIED)

TOP RAIL FROM TOP (T): _____MM
(170MM UNLESS OTHERWISE SPECIFIED)

3. SELECT YOUR JOINT STYLE:



3. SELECT YOUR FOOT STYLE:



4. SELECT YOUR FINISH:



PLEASE SUBMIT TO YOUR SALES CONSULTANT VIA EMAIL OR A PRINTED COPY

1. CHOOSE YOUR JOINT STYLE:

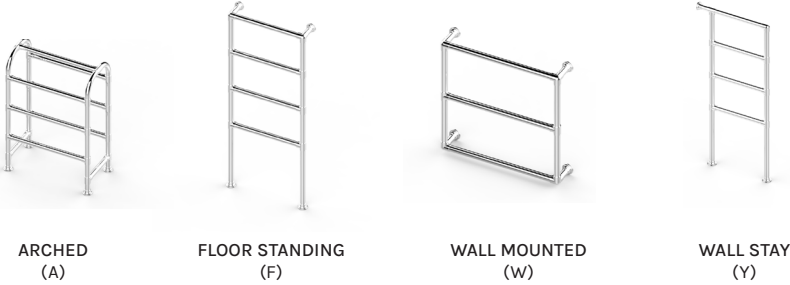


CONTEMPORARY (HHC)

TRADITIONAL (HHT)

ORNATE (HHR)

IDEAS:



ARCHED (A)

FLOOR STANDING (F)

WALL MOUNTED (W)

WALL STAY (Y)

2. HEATING: ELECTRIC 240V ELECTRIC 12V NO-HEATED

3. SKETCH YOUR TOWEL WARMER CONFIGURATION HERE OR ATTACH A DRAWING:

4. FILL IN CENTRE TO CENTRE DIMENSIONS*:

HEIGHT (H): _____MM
 WIDTH (W): _____MM
 DEPTH (D) _____MM
 (138MM UNLESS OTHERWISE SPECIFIED)
 BASE RAIL FROM FFL (B): _____MM
 NUMBER OF HORIZONTAL RAILS: _____

5. SELECT YOUR FINISH:



ADMIN ONLY

QUOTE NUMBER: _____

ORDER NUMBER: _____

PROJECT NAME: _____

CLIENT NAME: _____

CLIENT SIGNATURE: _____

CLIENT SIGN-OFF DATE: _____ / _____ / _____

*NOTE: SPECIFY IN CENTRE TO CENTRE MEASUREMENTS AND IN MILLIMETRES ONLY.

Hawthorn Hill

Luxury Detailing

SYDNEY, AUSTRALIA:

The English Tapware Company
170 Queen St, Woollahra, NSW 2025
Email: sydney@englishtapware.com.au
Telephone: 02 9362 4736
www.englishtapware.com.au

MELBOURNE, AUSTRALIA:

The English Tapware Company
751 High St, Armadale, VIC 3143
Email: melbourne@englishtapware.com.au
Telephone: 03 9818 1403
www.englishtapware.com.au

AUCKLAND, NEW ZEALAND:

In Residence
219 Great South Road, Greenlane, 1051
Email: sales@inres.co.nz
Telephone: 09 309 3023
www.inres.co.nz